

AGENDA

CHATSWORTH POLICE SERVICES BOARD

**Tuesday October 24, 2017
8:30 a.m.**

1. Call to Order
2. Approval of Agenda dated Tuesday October 24, 2017 as circulated
3. Disclosure of Conflict of Interest/Pecuniary Interest
4. Adoption of Previous Minutes – August 17, 2017
5. Correspondence:
 - a) OPP – Chatsworth Police Services Board Reports:
Detachment Commander’s Report August – September, 2017
6. Information:
7. In Camera:
8. Next Meeting: December 21, 2017 @ 8:30 a.m.
9. Adjournment:

MOTION NUMBER 2017-15

Moved: Bob Pringle

Seconded: Terry McKay

THAT the Detachment Commander's Report for June/July, 2017 be hereby received for information.

CARRIED

Next Meeting

Tuesday October 24, 2017 at 8:30 a.m.

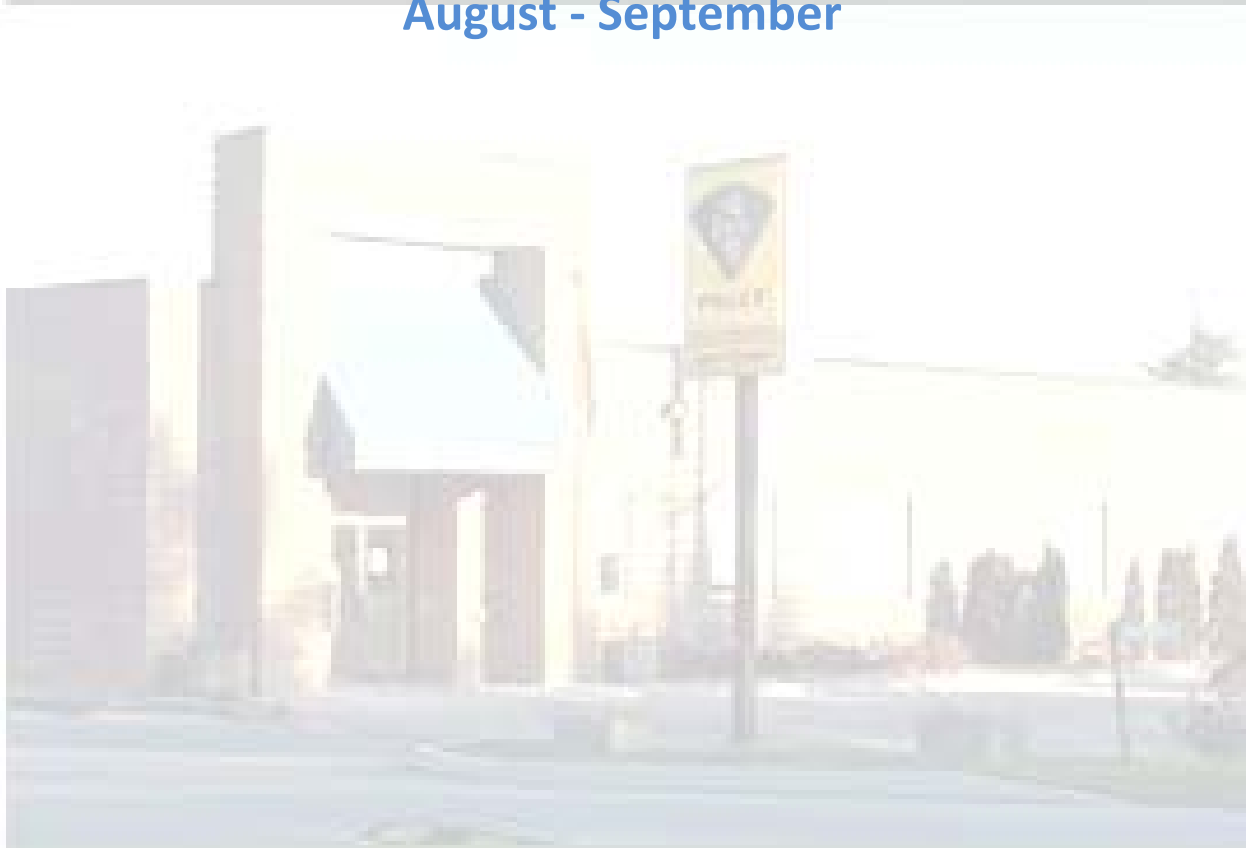
Adjournment

The Chair adjourned the meeting at 8:30 p.m.

Signing Authority	<hr/> Bob Elliot	<hr/> Patty Sinnamon
Function:	Chairman	Secretary
Date:		



**DETACHMENT COMMANDER'S REPORT FOR
THE TOWNSHIP OF CHATSWORTH
POLICE SERVICES BOARD
Meeting October 24th, 2017
August - September**



**INSPECTOR MARTIN MURRAY
DETACHMENT COMMANDER
GREY COUNTY OPP
317057 6&10 Highway, Box 307
CHATSWORTH, Ontario
N0H 1G0**



Calls For Service (CFS) Billing Summary Report

Township of Chatsworth August to September - 2017

Billing Categories <i>(Billing categories below do not match traditional crime groupings)</i>		2017				2016			
		August to September	Year to Date	Time Standard	Year To Date Weighted Hours	August to September	Year to Date	Time Standard	Year To Date Weighted Hours
Violent Criminal Code	Sexual Assault	0	1	15.1	15.1	4	8	15.1	120.8
	Sexual Interference	0	0		0.0	0	1	15.1	15.1
	Voyeurism	0	0		0.0	0	1	15.1	15.1
	Non-Consensual Distribution of Intimate Images	1	1	15.1	15.1	0	0		0.0
	Assault With Weapon or Causing Bodily Harm-Level 2	1	3	15.1	45.3	2	6	15.1	90.6
	Assault-Level 1	7	22	15.1	332.2	5	18	15.1	271.8
	Assault Peace Officer	0	0		0.0	0	1	15.1	15.1
	Criminal Harassment	0	2	15.1	30.2	3	3	15.1	45.3
	Indecent/Harassing Communications	0	1	15.1	15.1	0	0		0.0
	Utter Threats -Master code	0	0		0.0	1	1	15.1	15.1
	Utter Threats to Person	0	10	15.1	151.0	1	8	15.1	120.8
	Total	9	40	15.1	604.0	16	47	15.1	709.7
	Property Crime Violations	Arson - Building	0	0		0.0	0	1	7.6
Break & Enter		6	21	7.6	159.6	3	14	7.6	106.4
Theft Over - Farm Equipment		0	2	7.6	15.2	0	0		0.0
Theft Over - Persons		1	1	7.6	7.6	0	0		0.0
Theft Over - Trailers		0	1	7.6	7.6	0	0		0.0
Theft of Motor Vehicle		1	2	7.6	15.2	0	3	7.6	22.8
Theft of - Automobile		1	1	7.6	7.6	1	1	7.6	7.6
Theft of - Motorcycles		0	0		0.0	0	1	7.6	7.6
Theft of - All Terrain Vehicles		0	1	7.6	7.6	0	2	7.6	15.2
Theft of - Farm Vehicles		0	0		0.0	0	1	7.6	7.6
Theft of - Other Motor Vehicles		0	0		0.0	0	1	7.6	7.6
Theft Under -master code		0	0		0.0	0	4	7.6	30.4
Theft under - Farm Agricultural Produce		0	0		0.0	1	1	7.6	7.6
Theft under - Bicycles		0	1	7.6	7.6	0	1	7.6	7.6
Theft under - Building		0	0		0.0	0	2	7.6	15.2



Calls For Service (CFS) Billing Summary Report

Township of Chatsworth August to September - 2017

Billing Categories <i>(Billing categories below do not match traditional crime groupings)</i>		2017				2016			
		August to September	Year to Date	Time Standard	Year To Date Weighted Hours	August to September	Year to Date	Time Standard	Year To Date Weighted Hours
Property Crime Violations	Theft under - Persons	0	0		0.0	0	1	7.6	7.6
	Theft under - Trailers	0	0		0.0	1	1	7.6	7.6
	Theft under - Other Theft	3	11	7.6	83.6	1	10	7.6	76.0
	Theft Under - Gasoline Drive-off	0	2	7.6	15.2	0	1	7.6	7.6
	Theft FROM Motor Vehicle Under \$5,000	0	3	7.6	22.8	1	5	7.6	38.0
	Theft Under \$5,000 [SHOPLIFTING]	0	1	7.6	7.6	0	0		0.0
	Possession of Stolen Goods over \$5,000	0	1	7.6	7.6	0	0		0.0
	Possession of Stolen Goods under \$5,000	0	1	7.6	7.6	0	2	7.6	15.2
	Fraud -Master code	0	1	7.6	7.6	0	0		0.0
	Fraud - False Pretence <= \$5,000	0	1	7.6	7.6	0	0		0.0
	Fraud - Fraud through mails	0	1	7.6	7.6	1	1	7.6	7.6
	Fraud -Money/ property/security > \$5,000	0	2	7.6	15.2	0	1	7.6	7.6
	Fraud -Money/ property/security <= \$5,000	0	5	7.6	38.0	2	5	7.6	38.0
	Fraud - Other	1	12	7.6	91.2	1	9	7.6	68.4
	Mischief - master code	1	5	7.6	38.0	5	13	7.6	98.8
	Interfere with lawful use, enjoyment of property	0	1	7.6	7.6	0	1	7.6	7.6
	Property Damage	1	1	7.6	7.6	0	2	7.6	15.2
Total	15	78	7.6	592.8	17	84	7.6	638.4	
Other Criminal Code Violations (Excluding traffic)	Offensive Weapons- Other Weapons Offences	0	0		0.0	0	1	7.6	7.6
	Bail Violations - Fail To Comply	2	2	7.6	15.2	1	5	7.6	38.0
	Bail Violations - Fail To Appear	0	0		0.0	0	1	7.6	7.6
	Bail Violations - Others	2	2	7.6	15.2	0	0		0.0
	Indecent acts -Other	0	2	7.6	15.2	0	0		0.0
	Child Pornography - Making or distributing	0	1	7.6	7.6	0	0		0.0
	Public Morals	0	1	7.6	7.6	0	0		0.0



Calls For Service (CFS) Billing Summary Report

Township of Chatsworth August to September - 2017

Billing Categories <i>(Billing categories below do not match traditional crime groupings)</i>		2017				2016			
		August to September	Year to Date	Time Standard	Year To Date Weighted Hours	August to September	Year to Date	Time Standard	Year To Date Weighted Hours
Other Criminal Code Violations (Excluding traffic)	Trespass at Night	0	1	7.6	7.6	0	0		0.0
	Fail to Attend Court	0	0		0.0	0	1	7.6	7.6
	Breach of Probation	0	1	7.6	7.6	3	5	7.6	38.0
	Offensive Weapons- Careless use of firearms	0	0		0.0	1	1	7.6	7.6
	Disobey court order/Misconduct executing process	0	0		0.0	1	1	7.6	7.6
	Total	4	10	7.6	76.0	6	15	7.6	114.0
Drug Possession	Possession Cannabis	0	2	6.2	12.4	0	0		0.0
	Possession - Methamphetamine (Crystal Meth)	0	0		0.0	1	1	6.2	6.2
	Drug related occurrence	0	2	6.2	12.4	2	2	6.2	12.4
	Total	0	4	6.2	24.8	3	3	6.2	18.6
Drugs	Trafficking Other Controlled Drugs and Substance Act	0	2	33.9	67.8	0	1	33.9	33.9
	DRUG Operation - Rural Grow	0	0		0.0	1	1	33.9	33.9
	Total	0	2	33.9	67.8	1	2	33.9	67.8
Statutes & Acts	Landlord/Tenant	6	19	3.1	58.9	1	2	3.1	6.2
	Mental Health Act	0	5	3.1	15.5	1	8	3.1	24.8
	Mental Health Act - No contact with Police	0	1	3.1	3.1	0	1	3.1	3.1
	Mental Health Act - Attempt Suicide	1	2	3.1	6.2	0	3	3.1	9.3
	Mental Health Act û Threat of Suicide	1	8	3.1	24.8	1	3	3.1	9.3
	Mental Health Act - Voluntary Transport	1	3	3.1	9.3	0	0		0.0
	Mental Health Act - Placed on Form	0	3	3.1	9.3	1	1	3.1	3.1
	Trespass To Property Act	3	8	3.1	24.8	1	12	3.1	37.2
	Family Law Act - Order for possession of matrimonial home	0	0		0.0	0	1	3.1	3.1
	Total	12	49	3.1	151.9	5	31	3.1	96.1
Operational	Animal - Bear Complaint	0	0		0.0	1	1	3.4	3.4
	Animal - Left in Vehicle	0	0		0.0	1	2	3.4	6.8
	Animal Rabid	0	0		0.0	0	3	3.4	10.2



Calls For Service (CFS) Billing Summary Report

Township of Chatsworth August to September - 2017

Billing Categories <i>(Billing categories below do not match traditional crime groupings)</i>		2017				2016			
		August to September	Year to Date	Time Standard	Year To Date Weighted Hours	August to September	Year to Date	Time Standard	Year To Date Weighted Hours
Operational	Animal Bite	1	2	3.4	6.8	1	2	3.4	6.8
	Animal Stray	0	4	3.4	13.6	0	4	3.4	13.6
	Animal Injured	1	3	3.4	10.2	1	4	3.4	13.6
	Animal - Other	2	9	3.4	30.6	0	10	3.4	34.0
	Animal - Dog Owners Liability Act	0	1	3.4	3.4	0	1	3.4	3.4
	Alarm -Others	0	3	3.4	10.2	0	1	3.4	3.4
	Domestic Disturbance	1	17	3.4	57.8	7	29	3.4	98.6
	Suspicious Person	4	14	3.4	47.6	5	12	3.4	40.8
	Phone -Nuisance - No Charges Laid	1	2	3.4	6.8	0	6	3.4	20.4
	Fire - Building	1	5	3.4	17.0	0	1	3.4	3.4
	Fire - Vehicle	0	0		0.0	1	2	3.4	6.8
	Fire - Other	0	2	3.4	6.8	2	2	3.4	6.8
	Insecure Condition - Building	1	3	3.4	10.2	0	1	3.4	3.4
	Missing Person - Master code	0	1	3.4	3.4	0	1	3.4	3.4
	Missing Person 12 & older	0	2	3.4	6.8	0	4	3.4	13.6
	Missing Person Located 12 & older	0	4	3.4	13.6	1	5	3.4	17.0
	Noise Complaint - Master code	0	0		0.0	0	1	3.4	3.4
	Noise Complaint - Residence	1	5	3.4	17.0	14	28	3.4	95.2
	Noise Complaint - Business	0	0		0.0	1	1	3.4	3.4
	Noise Complaint - Animal	1	2	3.4	6.8	1	5	3.4	17.0
	Noise Complaint - Others	0	4	3.4	13.6	1	2	3.4	6.8
	Accident - non-MVC -Master code	0	0		0.0	0	1	3.4	3.4
	Accident - non-MVC -Public Property	0	1	3.4	3.4	0	0		0.0
	Accident -non MVC - Others	0	2	3.4	6.8	1	1	3.4	3.4
	Found Property - Master code	1	1	3.4	3.4	1	5	3.4	17.0
	Found - License Plate	0	0		0.0	0	1	3.4	3.4
	Found - Vehicle Accessories	0	0		0.0	0	1	3.4	3.4



Calls For Service (CFS) Billing Summary Report

Township of Chatsworth August to September - 2017

Billing Categories <i>(Billing categories below do not match traditional crime groupings)</i>		2017				2016			
		August to September	Year to Date	Time Standard	Year To Date Weighted Hours	August to September	Year to Date	Time Standard	Year To Date Weighted Hours
Operational	Found-Personal Accessories	1	2	3.4	6.8	0	1	3.4	3.4
	Found-Household Property	0	1	3.4	3.4	0	0		0.0
	Found-Bicycles	0	0		0.0	0	1	3.4	3.4
	Found - Gun	0	1	3.4	3.4	0	0		0.0
	Found-Others	0	1	3.4	3.4	1	2	3.4	6.8
	Lost Property - Master code	0	2	3.4	6.8	0	5	3.4	17.0
	Lost License Plate	0	1	3.4	3.4	0	1	3.4	3.4
	Lost-Personal Accessories	2	4	3.4	13.6	1	1	3.4	3.4
	Lost-Household Property	0	1	3.4	3.4	0	1	3.4	3.4
	Lost-Radio,TV,Sound-Reprod. Equip.	0	0		0.0	0	1	3.4	3.4
	Lost-Others	0	3	3.4	10.2	1	2	3.4	6.8
	Sudden Death - master code	0	0		0.0	0	1	3.4	3.4
	Sudden Death - Suicide	0	0		0.0	1	1	3.4	3.4
	Sudden Death - Natural Causes	1	3	3.4	10.2	2	7	3.4	23.8
	Suspicious Vehicle	2	6	3.4	20.4	3	8	3.4	27.2
	Trouble with Youth	0	5	3.4	17.0	3	12	3.4	40.8
	Medical Assistance - Other	0	0		0.0	0	2	3.4	6.8
	Vehicle Recovered - Automobile	1	1	3.4	3.4	1	3	3.4	10.2
	Vehicle Recovered - Other	0	1	3.4	3.4	0	0		0.0
	Unwanted Persons	1	8	3.4	27.2	3	4	3.4	13.6
	Neighbour Dispute	7	22	3.4	74.8	12	24	3.4	81.6
	Noise By-Law	0	0		0.0	0	2	3.4	6.8
	Other Municipal By-Laws	0	2	3.4	6.8	1	4	3.4	13.6
	Traffic By-Law	0	2	3.4	6.8	0	2	3.4	6.8
	Assist Fire Department	0	8	3.4	27.2	0	4	3.4	13.6
	Assist Public	16	77	3.4	261.8	15	92	3.4	312.8
	Compassionate Message	1	1	3.4	3.4	0	1	3.4	3.4
	Family Dispute	4	16	3.4	54.4	4	15	3.4	51.0
	Total	51	255	3.4	867.0	87	334	3.4	1,135.6



Calls For Service (CFS) Billing Summary Report

Township of Chatsworth August to September - 2017

Billing Categories <i>(Billing categories below do not match traditional crime groupings)</i>		2017				2016			
		August to September	Year to Date	Time Standard	Year To Date Weighted Hours	August to September	Year to Date	Time Standard	Year To Date Weighted Hours
Operational2	False Alarm-Accidental Trip	1	4	1.2	4.8	2	15	1.2	18.0
	False Alarm-Malfunction	0	2	1.2	2.4	1	4	1.2	4.8
	False Holdup Alarm-Accidental Trip	0	1	1.2	1.2	0	0		0.0
	False Alarm -Others	1	5	1.2	6.0	3	7	1.2	8.4
	False Alarm - Cancelled	1	3	1.2	3.6	0	4	1.2	4.8
	Keep the Peace	0	8	1.2	9.6	0	7	1.2	8.4
	911 call / 911 hang up	6	33	1.2	39.6	3	25	1.2	30.0
	911 hang up - Pocket Dial	0	3	1.2	3.6	0	3	1.2	3.6
	911 call - Dropped Cell	0	5	1.2	6.0	0	0		0.0
	Total	9	64	1.2	76.8	9	65	1.2	78.0
Traffic	MVC (MOTOR VEHICLE COLLISION) -Master code	0	0		0.0	0	1	3.4	3.4
	MVC - Personal Injury (MOTOR VEHICLE COLLISION)	1	4	3.4	13.6	0	5	3.4	17.0
	MVC - Prop. Dam. Non Reportable	3	16	3.4	54.4	2	10	3.4	34.0
	MVC - Prop. Dam. Reportable (MOTOR VEHICLE COLLISION)	3	37	3.4	125.8	4	34	3.4	115.6
	MVC - Prop. Dam. Failed to Remain (MOTOR VEHICLE COLLISION)	1	3	3.4	10.2	0	1	3.4	3.4
	MVC - Fatal (MOTOR VEHICLE COLLISION)	0	0		0.0	1	1	3.4	3.4
	MVC - Others (MOTOR VEHICLE COLLISION)	0	0		0.0	0	1	3.4	3.4
	Total	8	60	3.4	204.0	7	53	3.4	180.2
Total	108	562		2,665.1	151	634		3,038.4	

Note to Detachment Commanders:

- The content of each report is to be shared by the Detachment Commander only with the municipality for which it was generated. The municipality may treat this as a public document and distribute it as they wish.
- All data is sourced from the Niche RMS application. Included are 'reported' occurrences (actuals and unfounded occurrences) for 'billable' occurrences ONLY. Data is refreshed on a weekly basis.
- The Traffic category includes motor vehicle collision (MVC) occurrences entered into Niche (UCR code 8521). MVCs are NOT sourced



Calls For Service (CFS) Billing Summary Report

Township of Chatsworth August to September - 2017

from the eCRS application for this report.

- Only the primary violation is counted within an occurrence.
- Time standards displayed are for the 2017 billing period.

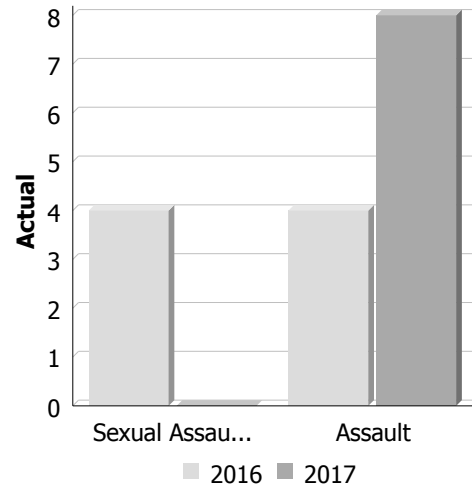
Note to Municipalities:

- Data contained within this report is dynamic in nature and numbers will change over time as the Ontario Provincial Police continues to investigate and solve crime.
- This report is NOT to be used for crime trend analysis as not all occurrences are included.
- Data groupings within this report do not match traditional crime groupings seen in other public reports such as the OPP Police Services Board reports or Statistics Canada reporting.

**Police Services Board Report for Township of Chatsworth
Records Management System
August to September - 2017**

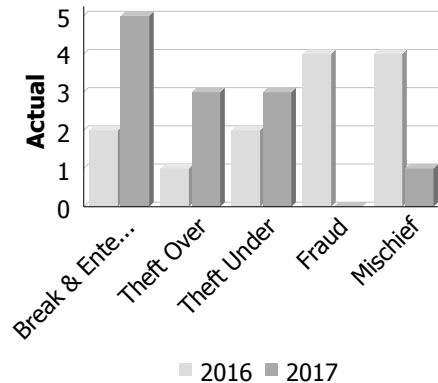
Violent Crime

Actual	August to September			Year to Date - September		
	2016	2017	% Change	2016	2017	% Change
Murder	0	0	--	0	0	--
Other Offences Causing Death	0	0	--	0	0	--
Attempted Murder	0	0	--	0	0	--
Sexual Assault	4	0	-100.0%	8	1	-87.5%
Assault	4	8	100.0%	18	21	16.7%
Abduction	0	0	--	0	0	--
Robbery	0	0	--	0	0	--
Other Crimes Against a Person	0	0	--	6	5	-16.7%
Total	8	8	0.0%	32	27	-15.6%



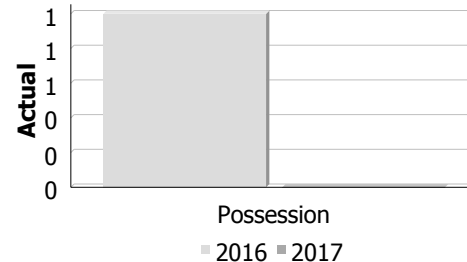
Property Crime

Actual	August to September			Year to Date - September		
	2016	2017	% Change	2016	2017	% Change
Arson	0	0	--	1	0	-100.0%
Break & Enter	2	5	150.0%	12	11	-8.3%
Theft Over	1	3	200.0%	8	7	-12.5%
Theft Under	2	3	50.0%	18	18	0.0%
Have Stolen Goods	0	0	--	2	2	0.0%
Fraud	4	0	-100.0%	14	12	-14.3%
Mischief	4	1	-75.0%	12	5	-58.3%
Total	13	12	-7.7%	67	55	-17.9%



Drug Crime

Actual	August to September			Year to Date - September		
	2016	2017	% Change	2016	2017	% Change
Possession	1	0	-100.0%	1	2	100.0%
Trafficking	0	0	--	0	2	--
Importation and Production	0	0	--	0	0	--
Total	1	0	-100.0%	1	4	300.0%



Detachment: 6L - GREY COUNTY

Location code(s): 6L00 - GREY COUNTY, 6L10 - MARKDALE, 6L20 - MEAFORD

Area code(s): 6080 - Chatsworth Village, 6090 - Holland, 6103 - Sullivan

Data source date: 2017/10/07

Report Generated by:

Beckett, Roberta

Report Generated on:

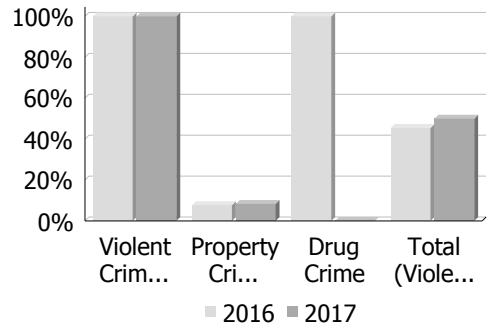
12-Oct-17 10:22:02 AM

PP-CSC-Operational Planning-4300

**Police Services Board Report for Township of Chatsworth
Records Management System
August to September - 2017**

Clearance Rate

Clearance Rate	August to September			Year to Date - September		
	2016	2017	Difference	2016	2017	Difference
Violent Crime	100.0%	100.0%	0.0%	87.5%	96.3%	8.8%
Property Crime	7.7%	8.3%	0.6%	26.9%	10.9%	-16.0%
Drug Crime	100.0%	--	--	100.0%	100.0%	0.0%
Total (Violent, Property & Drug)	45.4%	50.0%	4.6%	47.0%	46.8%	-0.2%



Data contained within this report is dynamic in nature and numbers will change over time as the Ontario Provincial Police continue to investigate and solve crime.

Data Utilized

- Major Crimes
- Niche RMS All Offence Level Business Intelligence Cube

Detachment: 6L - GREY COUNTY

Location code(s): 6L00 - GREY COUNTY, 6L10 - MARKDALE, 6L20 - MEAFORD

Area code(s): 6080 - Chatsworth Village, 6090 - Holland, 6103 - Sullivan

Data source date:
2017/10/07

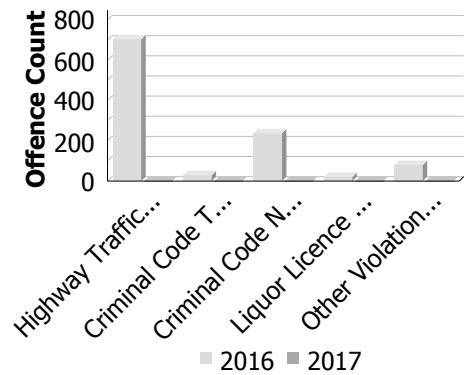
Report Generated by:
Beckett, Roberta

Report Generated on:
12-Oct-17 10:22:02 AM
PP-CSC-Operational Planning-4300

**Police Services Board Report for Township of Chatsworth
Integrated Court Offence Network
August to September - 2017**

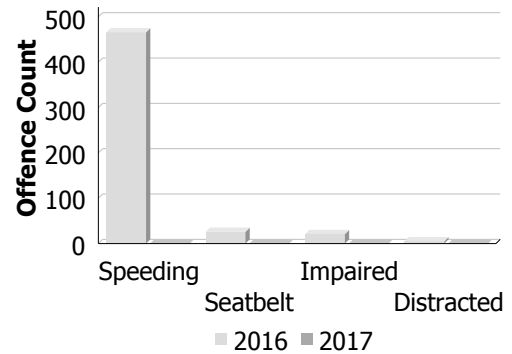
Criminal Code and Provincial Statute Charges Laid

Offence Count	August to September			Year to Date - September		
	2016	2017	% Change	2016	2017	% Change
Highway Traffic Act	704	0	-100.0%	3,244	2,360	-27.3%
Criminal Code Traffic	29	0	-100.0%	101	78	-22.8%
Criminal Code Non-Traffic	238	0	-100.0%	720	269	-62.6%
Liquor Licence Act	21	0	-100.0%	67	85	26.9%
Other Violations	80	0	-100.0%	491	313	-36.3%
All Violations	1,072	0	-100.0%	4,623	3,105	-32.8%



Traffic Related Charges

Offence Count	August to September			Year to Date - September		
	2016	2017	% Change	2016	2017	% Change
Speeding	466	0	-100.0%	2,250	1,439	-36.0%
Seatbelt	26	0	-100.0%	69	37	-46.4%
Impaired	21	0	-100.0%	74	66	-10.8%
Distracted	5	0	-100.0%	42	73	73.8%



Integrated Court Offence Network data is updated on a monthly basis: Data could be as much as a month and a half behind.

Data Utilized

- Ministry of Attorney General, Integrated Court Offence Network
- Integrated Court Offence Network Charge Business Intelligence Cube

Detachment: 6L - GREY COUNTY

Location code(s): 6L00 - GREY COUNTY, 6L10 - MARKDALE, 6L20 - MEAFORD

Data source date:
16-Aug-17 12:06:42 PM

Report Generated by:
Beckett, Roberta

Report Generated on:
19-Oct-17 12:41:54 PM
PP-CSC-Operational Planning-4300

Traffic File Control Register

Township of Chatsworth

Report Period: 01-AUG-2017 thru 30-SEP-2017

Incident Date	Location	Jurisdiction	RdHwy Intersection	Incident Type	Primary Cause	Report Type
31 Aug 2017	GREY-BRUCE LINE	ARRAN-ELDELSLIE	21	Property Damage Only	Animal - Wild or Domestic	Motor Vehicle
01 Sep 2017	GREY-BRUCE LINE	ARRAN-ELDELSLIE	SIDEROAD 5	Property Damage Only	Animal - Wild or Domestic	Motor Vehicle
02 Aug 2017	GREY ROAD 40	CHATSWORTH	3	Property Damage Only	Animal - Wild or Domestic	Motor Vehicle
08 Aug 2017	SIDEROAD 2	CHATSWORTH	GREY ROAD 3	Non-Fatal Injury	Unknown	Motor Vehicle
15 Aug 2017	6 TORONTO SYDENHAM	CHATSWORTH	GARAFRAXA	Non-Fatal Injury	Inattentive driver	Motor Vehicle
15 Aug 2017	EAST BACK	CHATSWORTH	70 SIDEROAD	Property Damage Only	Inattentive driver	Motor Vehicle
26 Aug 2017	GARAFRAXA	CHATSWORTH	MCNAB	Property Damage Only	Inattentive driver	Motor Vehicle
30 Aug 2017	GREY ROAD 40	CHATSWORTH	SIDEROAD 3	Non-Fatal Injury	Other	Motor Vehicle
02 Sep 2017	MOTO PARK RD	CHATSWORTH		Non-Fatal Injury	Lost control	Off-Road Vehicle
02 Sep 2017	PRIVATE PROPERTY	CHATSWORTH		Non-Fatal Injury	Inattentive driver	Off-Road Vehicle
08 Sep 2017	CONCESSION 4	CHATSWORTH	SIDEROAD 5	Non-Fatal Injury	Inattentive driver	Motor Vehicle
16 Sep 2017	10 HIGHWAY 10	CHATSWORTH	50 SIDEROAD	Property Damage Only	Animal - Wild or Domestic	Motor Vehicle
25 Sep 2017	10 HIGHWAY 10	CHATSWORTH	10	Property Damage Only	Lost control	Motor Vehicle
29 Sep 2017	6 HIGHWAY 6	CHATSWORTH	GREY ROAD 40	Property Damage Only	Animal - Wild or Domestic	Motor Vehicle

TRAINING:

Training is ongoing

MEDIA RELATIONS REPORT:

Month	No. of Releases	Educational Releases
August	64	<ul style="list-style-type: none"> • Safe Boating – August Long Weekend • OPP concerned about the steady increase in “Move Over” charges • HSD – Wrap Up Release to Civic Long Weekend • HSD – Distracted Driving Campaign
September	62	<ul style="list-style-type: none"> • School Bus Safety • Sharing the Road with Farm Vehicles • HSD – Wrap Up to Labour Day Long Weekend • Grey County O.P.P. Fall Seatbelt Campaign • 9-1-1 Misdiads • Everyone Can Prevent Cyber Crime with Awareness • O.P.P. Warn Businesses of Heavy Equipment Sales Scam

DETACHMENT INITIATIVES:

Ongoing traffic initiatives targeting problem areas such as speeding, seat belt use, distracting driving

AUXILIARY UNIT:

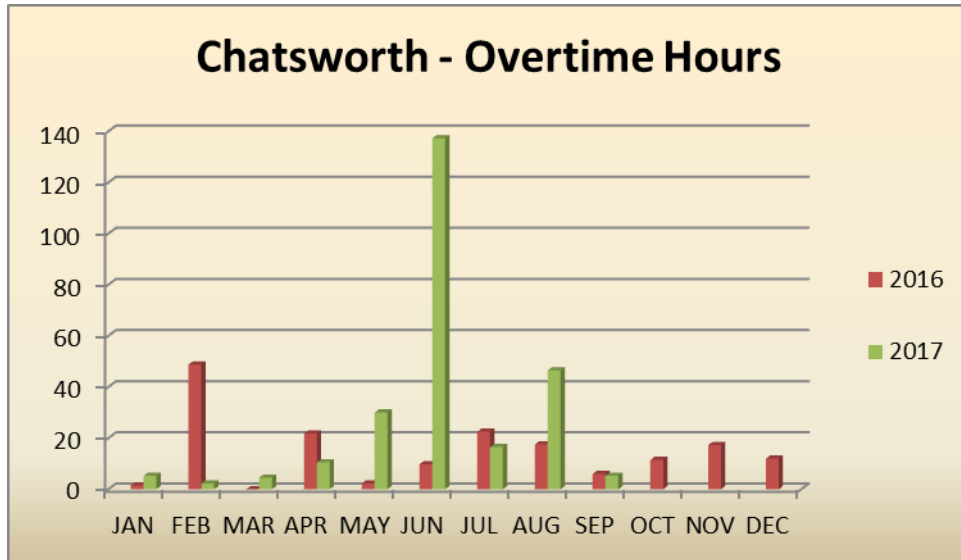
<u>Unit hours</u>	<u>August</u>
Administration	15.00
Community Policing	30.00
Court	0.00
Major Event	8.50
Patrol	121.50
Training	4.00
TOTALS	179.00

(Auxiliary Unit Hours for the month of September unavailable to time of report)

FINANCIAL: (overtime hours)

August: 46.5hrs

September: 5.25hrs



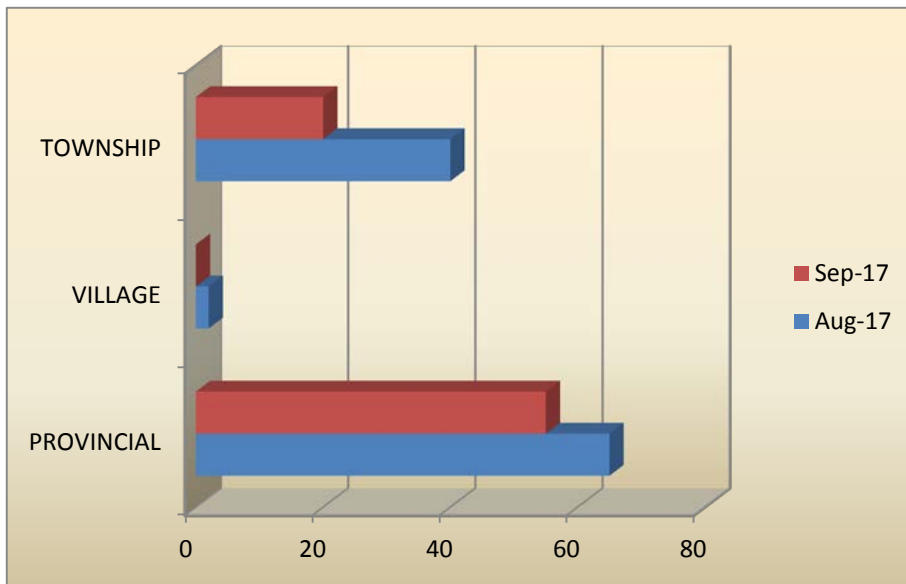
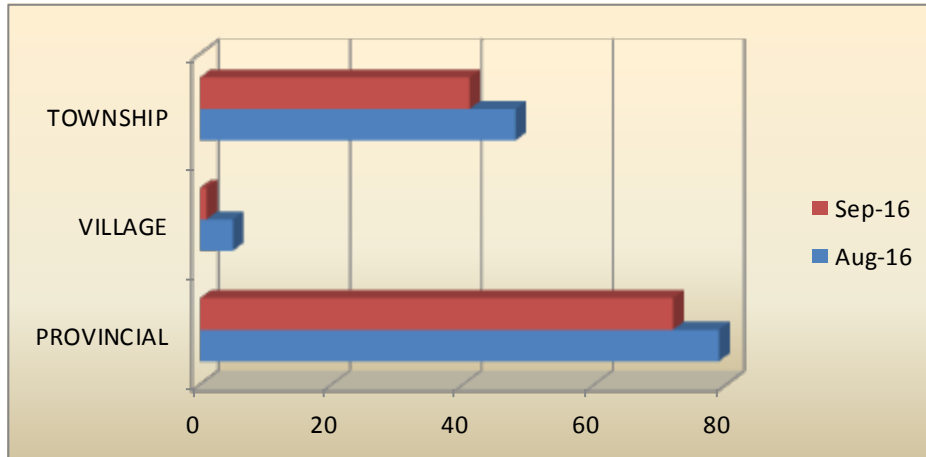
Overtime Hrs		2016 YTD	2017 YTD	Variance %
Hours		130	258	98.46

Jan	5.25	July	16.5
Feb	2.25	Aug	46.5
Mar	4.50	Sep	5.25
Apr	10.5	Oct	
May	30	Nov	
Jun	137.25	Dec	

POA ENFORCEMENT - TOWNSHIP OF CHATSWORTH

PREVIOUS YEAR			
	PROVINCIAL	VILLAGE	TOWNSHIP
Aug-16	79	8	48
Sep-16	72	1	41
TOTALS	151	2	89

CURRENT			
	PROVINCIAL	VILLAGE	TOWNSHIP
Aug-17	65	2	40
Sep-17	55	0	20
TOTALS	120	2	60



GREY COUNTY DETACHMENT – Action Plan

R.I.D.E. hours

2017 – YTD – 1058.75

August: 82.25

September: 87.25

Foot Patrol Hours

2017 – YTD – 1290.5

August: 93.00

September: 98.25

Arrests – Impaired by Drugs

2017 – YTD – 1

August – 0

September – 0