

AGENDA

CHATSWORTH POLICE SERVICES BOARD

**Tuesday December 5, 2017
8:30 a.m.**

1. Call to Order
2. Approval of Agenda dated Tuesday, December 5, 2017 as circulated
3. Disclosure of Conflict of Interest/Pecuniary Interest
4. Adoption of Previous Minutes – October 24, 2017
5. Correspondence:
 - a) OPP – Chatsworth Police Services Board Reports:
Detachment Commander's Report October-November, 2017
6. Update on OPP Contract
7. Discussion on Discharge of Firearms By-law
8. In Camera:
9. Next Meeting: February 15, 2018 @ 8:30 a.m.
10. Adjournment:

MOTION NUMBER 2017-21

Moved: Terry McKay

Seconded: Bob Pringle

THAT the Detachment Commander's Report for August/September 2017 be hereby received for information. **CARRIED**

Next Meeting

Tuesday December 5, 2017 at 8:30 a.m.

Adjournment

The Chair adjourned the meeting at 9:40 a.m.

Signing Authority	<hr/> Bob Elliot	<hr/> Carolyn Marx
Function:	Chairman	Secretary
Date:		



**DETACHMENT COMMANDER'S REPORT FOR
THE TOWNSHIP OF CHATSWORTH
POLICE SERVICES BOARD Meeting December 5th, 2017
October - November**



**INSPECTOR MARTIN MURRAY
DETACHMENT COMMANDER
GREY COUNTY OPP
317057 6&10 Highway, Box 307
CHATSWORTH, Ontario
N0H 1G0**



Calls For Service (CFS) Billing Summary Report

Township of Chatsworth October to November - 2017

Billing Categories <i>(Billing categories below do not match traditional crime groupings)</i>		2017				2016			
		October to November	Year to Date	Time Standard	Year To Date Weighted Hours	October to November	Year to Date	Time Standard	Year To Date Weighted Hours
Violent Criminal Code	Sexual Assault	0	1	15.1	15.1	0	8	15.1	120.8
	Sexual Interference	0	0		0.0	0	1	15.1	15.1
	Invitation to Sexual Touching	0	0		0.0	1	1	15.1	15.1
	Voyeurism	0	0		0.0	0	1	15.1	15.1
	Non-Consensual Distribution of Intimate Images	0	1	15.1	15.1	0	0		0.0
	Assault With Weapon or Causing Bodily Harm-Level 2	0	3	15.1	45.3	0	6	15.1	90.6
	Assault-Level 1	3	26	15.1	392.6	2	20	15.1	302.0
	Assault Peace Officer	1	1	15.1	15.1	0	1	15.1	15.1
	Forcible confinement	0	0		0.0	1	1	15.1	15.1
	Criminal Harassment	0	3	15.1	45.3	1	4	15.1	60.4
	Indecent/Harassing Communications	0	1	15.1	15.1	1	1	15.1	15.1
	Utter Threats -Master code	0	0		0.0	0	1	15.1	15.1
	Utter Threats to Person	1	11	15.1	166.1	2	10	15.1	151.0
	Total	5	47	15.1	709.7	8	55	15.1	830.5
	Property Crime Violations	Arson - Building	0	0		0.0	0	1	7.6
Break & Enter		3	25	7.6	190.0	8	22	7.6	167.2
Theft Over - Farm Equipment		0	2	7.6	15.2	0	0		0.0
Theft Over - Trailers		0	1	7.6	7.6	0	0		0.0
Theft of Motor Vehicle		1	3	7.6	22.8	0	3	7.6	22.8
Theft of - Automobile		1	2	7.6	15.2	0	1	7.6	7.6
Theft of - Motorcycles		0	0		0.0	0	1	7.6	7.6
Theft of - All Terrain Vehicles		0	1	7.6	7.6	0	2	7.6	15.2
Theft of - Farm Vehicles		0	0		0.0	0	1	7.6	7.6
Theft of - Other Motor Vehicles		0	0		0.0	1	2	7.6	15.2
Theft Under -master code		0	0		0.0	0	4	7.6	30.4
Theft under - Farm Agricultural Produce		0	0		0.0	0	1	7.6	7.6
Theft under - Bicycles		0	1	7.6	7.6	0	1	7.6	7.6
Theft under - Building		0	0		0.0	2	4	7.6	30.4
Theft under - Persons		0	0		0.0	0	1	7.6	7.6



Calls For Service (CFS) Billing Summary Report

Township of Chatsworth October to November - 2017

Billing Categories <i>(Billing categories below do not match traditional crime groupings)</i>		2017				2016			
		October to November	Year to Date	Time Standard	Year To Date Weighted Hours	October to November	Year to Date	Time Standard	Year To Date Weighted Hours
Property Crime Violations	Theft under - Trailers	0	0		0.0	0	1	7.6	7.6
	Theft under - Other Theft	4	15	7.6	114.0	6	16	7.6	121.6
	Theft Under - Gasoline Drive-off	0	3	7.6	22.8	0	1	7.6	7.6
	Theft FROM Motor Vehicle Under \$5,000	1	4	7.6	30.4	2	7	7.6	53.2
	Theft Under \$5,000 [SHOPLIFTING]	0	1	7.6	7.6	0	0		0.0
	Possession of Stolen Goods over \$5,000	1	2	7.6	15.2	0	0		0.0
	Possession of Stolen Goods under \$5,000	0	1	7.6	7.6	0	2	7.6	15.2
	Fraud -Master code	0	1	7.6	7.6	0	0		0.0
	Fraud - Steal/Forge/Poss./ Use Credit Card	0	0		0.0	1	1	7.6	7.6
	Fraud - False Pretence <= \$5,000	0	1	7.6	7.6	1	1	7.6	7.6
	Fraud - Fraud through mails	0	1	7.6	7.6	0	1	7.6	7.6
	Fraud -Money/ property/security > \$5,000	0	2	7.6	15.2	0	1	7.6	7.6
	Fraud -Money/ property/security <= \$5,000	1	6	7.6	45.6	0	5	7.6	38.0
	Fraud - Other	1	13	7.6	98.8	2	11	7.6	83.6
	Mischief - master code	3	8	7.6	60.8	3	16	7.6	121.6
	Interfere with lawful use, enjoyment of property	0	1	7.6	7.6	0	1	7.6	7.6
	Property Damage	0	1	7.6	7.6	0	2	7.6	15.2
	Total	16	95	7.6	722.0	26	110	7.6	836.0
Other Criminal Code Violations (Excluding traffic)	Offensive Weapons- Other Weapons Offences	0	0		0.0	0	1	7.6	7.6
	Bail Violations - Fail To Comply	0	2	7.6	15.2	1	6	7.6	45.6
	Bail Violations - Fail To Appear	0	0		0.0	0	1	7.6	7.6
	Bail Violations - Others	0	2	7.6	15.2	0	0		0.0
	Indecent acts -Other	0	2	7.6	15.2	0	0		0.0
	Child Pornography - Making or distributing	0	1	7.6	7.6	0	0		0.0



Calls For Service (CFS) Billing Summary Report

Township of Chatsworth October to November - 2017

Billing Categories <i>(Billing categories below do not match traditional crime groupings)</i>		2017				2016			
		October to November	Year to Date	Time Standard	Year To Date Weighted Hours	October to November	Year to Date	Time Standard	Year To Date Weighted Hours
Other Criminal Code Violations (Excluding traffic)	Public Morals	0	1	7.6	7.6	0	0		0.0
	Trespass at Night	0	1	7.6	7.6	0	0		0.0
	Fail to Attend Court	0	0		0.0	0	1	7.6	7.6
	Breach of Probation	1	3	7.6	22.8	0	5	7.6	38.0
	Offensive Weapons- Careless use of firearms	0	0		0.0	0	1	7.6	7.6
	Disobey court order/Misconduct executing process	0	0		0.0	1	2	7.6	15.2
	Total	1	12	7.6	91.2	2	17	7.6	129.2
Drug Possession	Possession Cannabis	0	2	6.2	12.4	2	2	6.2	12.4
	Possession - Methamphetamine (Crystal Meth)	0	0		0.0	0	1	6.2	6.2
	Drug related occurrence	1	3	6.2	18.6	0	2	6.2	12.4
	Total	1	5	6.2	31.0	2	5	6.2	31.0
Drugs	Trafficking Other Controlled Drugs and Substance Act	0	2	33.9	67.8	0	1	33.9	33.9
	DRUG Operation - Residential Grow [Outdoor]	1	1	33.9	33.9	0	0		0.0
	DRUG Operation - Rural Grow	0	0		0.0	0	1	33.9	33.9
	Total	1	3	33.9	101.7	0	2	33.9	67.8
Statutes & Acts	Youth Criminal Justice Act (YCJA)	1	1	3.1	3.1	0	0		0.0
	Landlord/Tenant	1	21	3.1	65.1	1	3	3.1	9.3
	Mental Health Act	2	7	3.1	21.7	3	11	3.1	34.1
	Mental Health Act - No contact with Police	0	1	3.1	3.1	1	2	3.1	6.2
	Mental Health Act - Attempt Suicide	0	2	3.1	6.2	0	3	3.1	9.3
	Mental Health Act û Threat of Suicide	0	8	3.1	24.8	1	4	3.1	12.4
	Mental Health Act - Voluntary Transport	0	3	3.1	9.3	1	1	3.1	3.1
	Mental Health Act - Placed on Form	0	3	3.1	9.3	0	1	3.1	3.1
	Trespass To Property Act	1	10	3.1	31.0	0	12	3.1	37.2
	Family Law Act - Order for possession of matrimonial home	0	0		0.0	0	1	3.1	3.1
	Total	5	56	3.1	173.6	7	38	3.1	117.8



Calls For Service (CFS) Billing Summary Report

Township of Chatsworth October to November - 2017

Billing Categories <i>(Billing categories below do not match traditional crime groupings)</i>		2017				2016			
		October to November	Year to Date	Time Standard	Year To Date Weighted Hours	October to November	Year to Date	Time Standard	Year To Date Weighted Hours
Operational	Animal - Bear Complaint	0	0		0.0	0	1	3.4	3.4
	Animal - Left in Vehicle	0	0		0.0	0	2	3.4	6.8
	Animal Rabid	1	1	3.4	3.4	0	3	3.4	10.2
	Animal Bite	0	3	3.4	10.2	2	4	3.4	13.6
	Animal Stray	0	5	3.4	17.0	1	5	3.4	17.0
	Animal Injured	0	3	3.4	10.2	0	4	3.4	13.6
	Animal - Other	0	11	3.4	37.4	3	13	3.4	44.2
	Animal - Dog Owners Liability Act	0	1	3.4	3.4	1	2	3.4	6.8
	Alarm -Others	0	3	3.4	10.2	0	1	3.4	3.4
	Domestic Disturbance	3	20	3.4	68.0	5	34	3.4	115.6
	Suspicious Person	1	17	3.4	57.8	9	21	3.4	71.4
	Phone -Nuisance - No Charges Laid	1	3	3.4	10.2	1	7	3.4	23.8
	Phone -Other - No Charges Laid	0	1	3.4	3.4	0	0		0.0
	Fire - Building	0	5	3.4	17.0	0	1	3.4	3.4
	Fire - Vehicle	0	0		0.0	0	2	3.4	6.8
	Fire - Other	0	2	3.4	6.8	1	3	3.4	10.2
	Insecure Condition - Building	0	3	3.4	10.2	0	1	3.4	3.4
	Missing Person - Master code	0	1	3.4	3.4	0	1	3.4	3.4
	Missing Person under 12	0	0		0.0	1	1	3.4	3.4
	Missing Person 12 & older	0	2	3.4	6.8	0	4	3.4	13.6
	Missing Person Located 12 & older	0	4	3.4	13.6	1	6	3.4	20.4
	Noise Complaint - Master code	0	0		0.0	0	1	3.4	3.4
	Noise Complaint - Vehicle	0	1	3.4	3.4	1	1	3.4	3.4
	Noise Complaint - Residence	3	8	3.4	27.2	0	28	3.4	95.2
	Noise Complaint - Business	0	0		0.0	0	1	3.4	3.4
	Noise Complaint - Animal	0	2	3.4	6.8	0	5	3.4	17.0
	Noise Complaint - Others	0	4	3.4	13.6	1	3	3.4	10.2
	Accident - non-MVC - Master code	0	0		0.0	0	1	3.4	3.4



Calls For Service (CFS) Billing Summary Report

Township of Chatsworth October to November - 2017

Billing Categories <i>(Billing categories below do not match traditional crime groupings)</i>		2017				2016			
		October to November	Year to Date	Time Standard	Year To Date Weighted Hours	October to November	Year to Date	Time Standard	Year To Date Weighted Hours
Operational	Accident - non-MVC - Public Property	0	1	3.4	3.4	0	0		0.0
	Accident -non MVC - Others	0	2	3.4	6.8	0	1	3.4	3.4
	Found Property - Master code	0	1	3.4	3.4	0	5	3.4	17.0
	Found - License Plate	0	0		0.0	0	1	3.4	3.4
	Found - Vehicle Accessories	0	0		0.0	0	1	3.4	3.4
	Found-Personal Accessories	1	3	3.4	10.2	1	2	3.4	6.8
	Found-Household Property	0	1	3.4	3.4	0	0		0.0
	Found-Bicycles	0	0		0.0	0	1	3.4	3.4
	Found - Gun	0	1	3.4	3.4	0	0		0.0
	Found-Others	0	1	3.4	3.4	1	3	3.4	10.2
	Lost Property -Master code	0	2	3.4	6.8	0	5	3.4	17.0
	Lost License Plate	0	1	3.4	3.4	0	1	3.4	3.4
	Lost-Personal Accessories	1	5	3.4	17.0	0	1	3.4	3.4
	Lost-Household Property	0	1	3.4	3.4	0	1	3.4	3.4
	Lost-Radio,TV,Sound-Reprod. Equip.	0	0		0.0	0	1	3.4	3.4
	Lost-Others	0	3	3.4	10.2	0	2	3.4	6.8
	Sudden Death - master code	0	0		0.0	0	1	3.4	3.4
	Sudden Death - Accidental	1	1	3.4	3.4	0	0		0.0
	Sudden Death - Suicide	0	0		0.0	0	1	3.4	3.4
	Sudden Death - Natural Causes	0	3	3.4	10.2	2	9	3.4	30.6
	Suspicious Vehicle	5	12	3.4	40.8	2	10	3.4	34.0
	Trouble with Youth	1	8	3.4	27.2	4	16	3.4	54.4
	Medical Assistance - Other	0	0		0.0	1	3	3.4	10.2
	Vehicle Recovered - Automobile	0	1	3.4	3.4	1	4	3.4	13.6
Vehicle Recovered - Other	0	1	3.4	3.4	0	0		0.0	
Unwanted Persons	2	10	3.4	34.0	4	8	3.4	27.2	
Neighbour Dispute	1	23	3.4	78.2	1	25	3.4	85.0	



Calls For Service (CFS) Billing Summary Report

Township of Chatsworth October to November - 2017

Billing Categories <i>(Billing categories below do not match traditional crime groupings)</i>		2017				2016			
		October to November	Year to Date	Time Standard	Year To Date Weighted Hours	October to November	Year to Date	Time Standard	Year To Date Weighted Hours
Operational	Noise By-Law	1	1	3.4	3.4	0	2	3.4	6.8
	Other Municipal By-Laws	0	3	3.4	10.2	1	5	3.4	17.0
	Traffic By-Law	0	2	3.4	6.8	1	3	3.4	10.2
	Assist Fire Department	0	8	3.4	27.2	0	4	3.4	13.6
	Assist Public	11	96	3.4	326.4	17	109	3.4	370.6
	Compassionate Message	0	1	3.4	3.4	0	1	3.4	3.4
	Family Dispute	0	17	3.4	57.8	5	20	3.4	68.0
	Total	33	309	3.4	1,050.6	68	402	3.4	1,366.8
Operational2	False Alarm-Accidental Trip	1	6	1.2	7.2	6	21	1.2	25.2
	False Alarm-Malfunction	0	2	1.2	2.4	0	4	1.2	4.8
	False Holdup Alarm-Accidental Trip	0	1	1.2	1.2	0	0		0.0
	False Alarm -Others	0	5	1.2	6.0	0	7	1.2	8.4
	False Alarm - Cancelled	0	3	1.2	3.6	0	4	1.2	4.8
	Keep the Peace	0	11	1.2	13.2	3	10	1.2	12.0
	911 call / 911 hang up	3	39	1.2	46.8	10	35	1.2	42.0
	911 hang up - Pocket Dial	0	4	1.2	4.8	2	5	1.2	6.0
	911 call - Dropped Cell	0	5	1.2	6.0	0	0		0.0
	Total	4	76	1.2	91.2	21	86	1.2	103.2
Traffic	MVC (MOTOR VEHICLE COLLISION) -Master code	0	0		0.0	1	2	3.4	6.8
	MVC - Personal Injury (MOTOR VEHICLE COLLISION)	1	6	3.4	20.4	1	6	3.4	20.4
	MVC - Prop. Dam. Non Reportable	3	19	3.4	64.6	2	12	3.4	40.8
	MVC - Prop. Dam. Reportable (MOTOR VEHICLE COLLISION)	12	52	3.4	176.8	10	44	3.4	149.6
	MVC - Prop. Dam. Failed to Remain (MOTOR VEHICLE COLLISION)	0	3	3.4	10.2	0	1	3.4	3.4
	MVC - Fatal (MOTOR VEHICLE COLLISION)	0	0		0.0	0	1	3.4	3.4



Calls For Service (CFS) Billing Summary Report

Township of Chatsworth October to November - 2017

Billing Categories <i>(Billing categories below do not match traditional crime groupings)</i>		2017				2016			
		October to November	Year to Date	Time Standard	Year To Date Weighted Hours	October to November	Year to Date	Time Standard	Year To Date Weighted Hours
Traffic	MVC - Others (MOTOR VEHICLE COLLISION)	0	0		0.0	0	1	3.4	3.4
	Total	16	80	3.4	272.0	14	67	3.4	227.8
Total		82	683		3,243.0	148	782		3,710.1

Note to Detachment Commanders:

- **The content of each report is to be shared by the Detachment Commander only with the municipality for which it was generated. The municipality may treat this as a public document and distribute it as they wish.**
- All data is sourced from the Niche RMS application. Included are 'reported' occurrences (actuals and unfounded occurrences) for 'billable' occurrences ONLY. Data is refreshed on a weekly basis.
- The Traffic category includes motor vehicle collision (MVC) occurrences entered into Niche (UCR code 8521). MVCs are NOT sourced from the eCRS application for this report.
- Only the primary violation is counted within an occurrence.
- Time standards displayed are for the 2017 billing period.

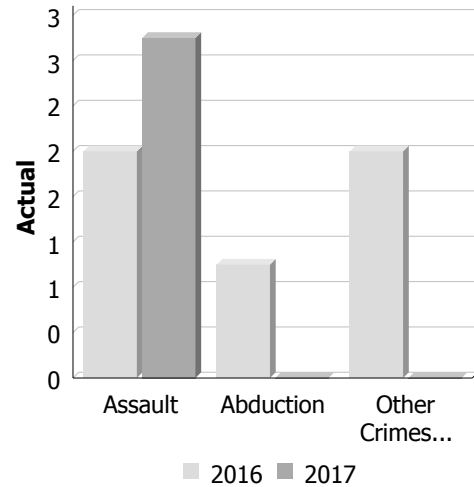
Note to Municipalities:

- Data contained within this report is dynamic in nature and numbers will change over time as the Ontario Provincial Police continues to investigate and solve crime.
- This report is NOT to be used for crime trend analysis as not all occurrences are included.
- Data groupings within this report do not match traditional crime groupings seen in other public reports such as the OPP Police Services Board reports or Statistics Canada reporting.

**Police Services Board Report for Chatsworth Township
Records Management System
October to November - 2017**

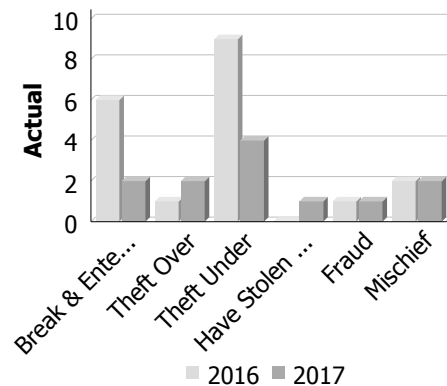
Violent Crime

Actual	October to November			Year to Date - November		
	2016	2017	% Change	2016	2017	% Change
Murder	0	0	--	0	0	--
Other Offences Causing Death	0	0	--	0	0	--
Attempted Murder	0	0	--	0	0	--
Sexual Assault	0	0	--	8	1	-87.5%
Assault	2	3	50.0%	20	25	25.0%
Abduction	1	0	-100.0%	1	0	-100.0%
Robbery	0	0	--	0	0	--
Other Crimes Against a Person	2	0	-100.0%	8	6	-25.0%
Total	5	3	-40.0%	37	32	-13.5%



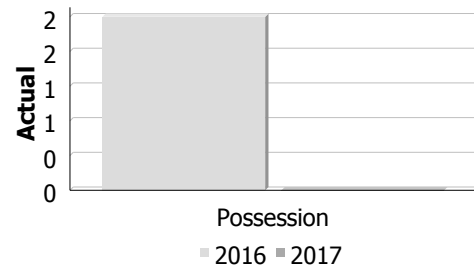
Property Crime

Actual	October to November			Year to Date - November		
	2016	2017	% Change	2016	2017	% Change
Arson	0	0	--	1	0	-100.0%
Break & Enter	6	2	-66.7%	18	14	-22.2%
Theft Over	1	2	100.0%	9	8	-11.1%
Theft Under	9	4	-55.6%	27	21	-22.2%
Have Stolen Goods	0	1	--	2	3	50.0%
Fraud	1	1	0.0%	15	13	-13.3%
Mischief	2	2	0.0%	14	7	-50.0%
Total	19	12	-36.8%	86	66	-23.3%



Drug Crime

Actual	October to November			Year to Date - November		
	2016	2017	% Change	2016	2017	% Change
Possession	2	0	-100.0%	3	2	-33.3%
Trafficking	0	0	--	0	2	--
Importation and Production	0	0	--	0	0	--
Total	2	0	-100.0%	3	4	33.3%



Detachment: 6L - GREY COUNTY

Location code(s): 6L00 - GREY COUNTY, 6L10 - MARKDALE, 6L20 - MEAFORD, 6L21 - MEAFORD (Meaford (MI)) (Inactive), 6L30 - MOUNT FOREST (Inactive)

Area code(s): 6080 - Chatsworth Village, 6090 - Holland, 6103 - Sullivan

Data source date: 2017/11/25

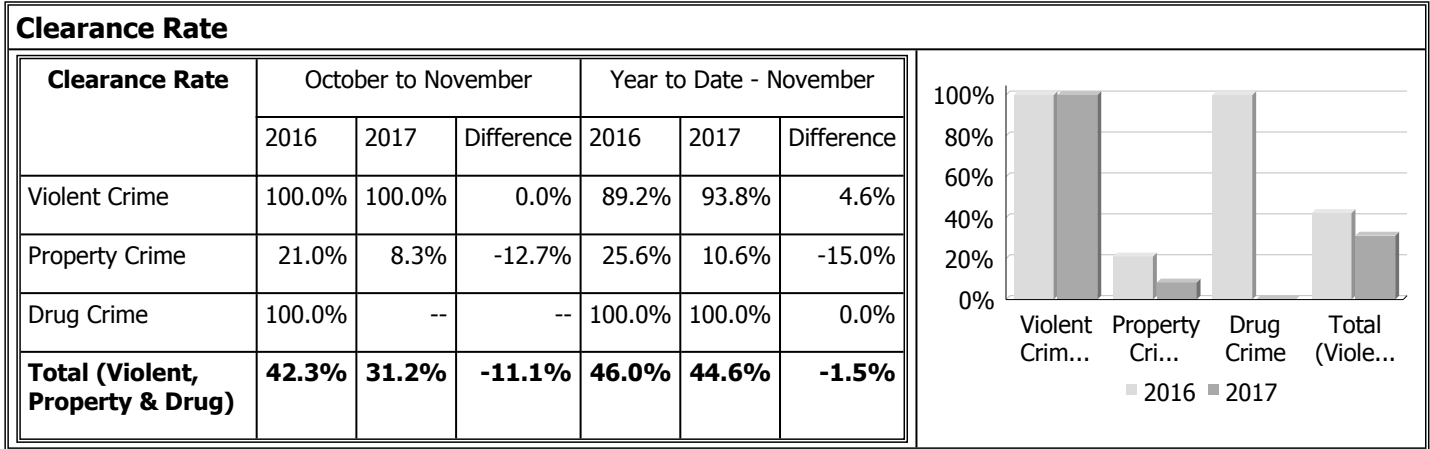
Report Generated by: Hutchinson, Michelle

Report Generated on:

1-Dec-17 11:01:25 AM

PP-CSC-Operational Planning-4300

**Police Services Board Report for Chatsworth Township
Records Management System
October to November - 2017**



Data contained within this report is dynamic in nature and numbers will change over time as the Ontario Provincial Police continue to investigate and solve crime.

Data Utilized

- Major Crimes
- Niche RMS All Offence Level Business Intelligence Cube

Detachment: 6L - GREY COUNTY

Location code(s): 6L00 - GREY COUNTY, 6L10 - MARKDALE, 6L20 - MEAFORD, 6L21 - MEAFORD (Meaford (MI)) (Inactive), 6L30 - MOUNT FOREST (Inactive)

Area code(s): 6080 - Chatsworth Village, 6090 - Holland, 6103 - Sullivan

Data source date:
2017/11/25

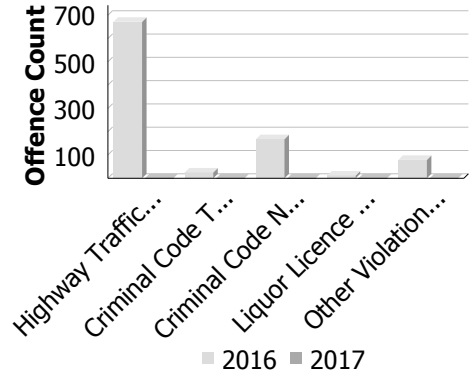
Report Generated by:
Hutchinson, Michelle

Report Generated on:
1-Dec-17 11:01:25 AM
PP-CSC-Operational Planning-4300

Police Services Board Report for Chatsworth Township
Integrated Court Offence Network
October to November - 2017

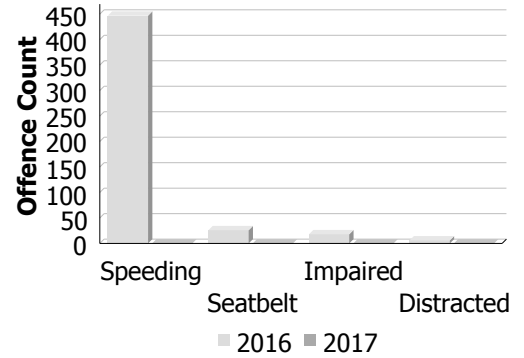
Criminal Code and Provincial Statute Charges Laid

Offence Count	October to November			Year to Date - November		
	2016	2017	% Change	2016	2017	% Change
Highway Traffic Act	0	0	-100.0%	3,915	1,998	-49.0%
Criminal Code Traffic	0	0	-100.0%	126	72	-42.9%
Criminal Code Non-Traffic	0	0	-100.0%	888	224	-74.8%
Liquor Licence Act	0	0	-100.0%	79	63	-20.3%
Other Violations	0	0	-100.0%	568	274	-51.8%
All Violations	0	0	-100.0%	5,576	2,631	-52.8%



Traffic Related Charges

Offence Count	October to November			Year to Date - November		
	2016	2017	% Change	2016	2017	% Change
Speeding	0	0	-100.0%	2,696	1,183	-56.1%
Seatbelt	0	0	-100.0%	95	33	-65.3%
Impaired	0	0	-100.0%	92	60	-34.8%
Distracted	0	0	-100.0%	48	69	43.8%



Integrated Court Offence Network data is updated on a monthly basis: Data could be as much as a month and a half behind.

Data Utilized

- Ministry of Attorney General, Integrated Court Offence Network
- Integrated Court Offence Network Charge Business Intelligence Cube

Provincial Offences Stats Unavailable at this time

Detachment: 6L - GREY COUNTY

Location code(s): 6L00 - GREY COUNTY, 6L10 - MARKDALE, 6L20 - MEAFORD, 6L30 - MOUNT FOREST (Inactive)

Data source date:
17-Jul-17 12:27:37 PM

Report Generated by:
Hutchinson, Michelle

Report Generated on:
1-Dec-17 10:59:47 AM
PP-CSC-Operational Planning-4300

Traffic File Control Register
Township of Chatsworth
 Report Period: 01-OCT-2017 thru 30-NOV-2017

Incident Date	Incident Time	Location	Jurisdiction	RdHwy Intersection	Incident Type	Primary Cause
04-Oct-17	6:45	GREY ROAD 40	CHATSWORTH	GORE	Property Damage Only	Animal - Wild or Domestic
06-Oct-17	15:15	622794 MOTO PARK RD	CHATSWORTH		Non-Fatal Injury	Lost control
07-Oct-17	19:45	SIDEROAD 7	CHATSWORTH	CONCESSION 8	Property Damage Only	Animal - Wild or Domestic
06-Oct-17	9:30	CONCESSION 4	CHATSWORTH	SIDEROAD 5	Property Damage Only	Animal - Wild or Domestic
19-Oct-17	19:00	GREY ROAD 40	CHATSWORTH	CONCESSION 8	Property Damage Only	Animal - Wild or Domestic
19-Oct-17	19:37	EUPHRASIA-HOLLAND	CHATSWORTH	SIDEROAD 25	Property Damage Only	Animal - Wild or Domestic
20-Oct-17	19:05	GREY ROAD 3	CHATSWORTH	GREY ROAD 16	Property Damage Only	Pedestrian
21-Oct-17	7:00	10 HIGHWAY 10	CHATSWORTH	SIDEROAD 30	Property Damage Only	Animal - Wild or Domestic
22-Oct-17	23:00	GREY ROAD 40	CHATSWORTH	CONCESSION 2A	Property Damage Only	Animal - Wild or Domestic
21-Oct-17	19:40	SIDEROAD 8	CHATSWORTH	CONCESSION 12	Property Damage Only	Animal - Wild or Domestic
26-Oct-17	0:52	GREY ROAD 40	CHATSWORTH	HIGHWAY 10	Property Damage Only	Animal - Wild or Domestic
26-Oct-17	7:12	GLENELG-HOLLAND	CHATSWORTH		6 Property Damage Only	Animal - Wild or Domestic
01-Nov-17	0:53	6 HIGHWAY 6	CHATSWORTH	MOTO PARK	Property Damage Only	Ability Impaired à Alcohol
04-Nov-17	8:30	CONCESSION 3B	CHATSWORTH	NEGRO CREEK	Property Damage Only	Animal - Wild or Domestic
03-Nov-17	7:45	6 HIGHWAY 6	CHATSWORTH		Property Damage Only	Unknown
04-Nov-17	22:50	CONCESSION 6	CHATSWORTH	GREY ROAD 25	Property Damage Only	Animal - Wild or Domestic
05-Nov-17	21:27	10 HIGHWAY 10	CHATSWORTH	GREY COUNTY TRAIL	Property Damage Only	Animal - Wild or Domestic
07-Nov-17	17:45	GREY ROAD 40	CHATSWORTH	VETERANS	Property Damage Only	Animal - Wild or Domestic
06-Nov-17	6:15	CONCESSION 13	CHATSWORTH	SIDEROAD 3	Property Damage Only	Animal - Wild or Domestic
09-Nov-17	19:00	EUPHRASIA-HOLLAND	CHATSWORTH		40 Property Damage Only	Speed -- too fast for conditions
09-Nov-17	5:45	GREY ROAD 40	CHATSWORTH		6 Property Damage Only	Animal - Wild or Domestic
10-Nov-17	18:41	GREY ROAD 3	CHATSWORTH	BENTINCK-SULLIVAN	Property Damage Only	Animal - Wild or Domestic
30-Oct-17	6:30	GREY ROAD 40	CHATSWORTH	CONCESSION 12	Property Damage Only	Animal - Wild or Domestic
12-Nov-17	14:34	SIDEROAD 2	CHATSWORTH	CONCESSION 8	Property Damage Only	Animal - Wild or Domestic
10-Nov-17	4:40	10 HIGHWAY 10	CHATSWORTH	10 SIDEROAD	Property Damage Only	Animal - Wild or Domestic
07-Nov-17	18:30	CONCESSION 2	CHATSWORTH	60 SIDEROAD	Property Damage Only	Animal - Wild or Domestic
16-Nov-17	4:10	6 HIGHWAY 6	CHATSWORTH		40 Non-Fatal Injury	Following too closely
16-Nov-17	6:20	CONCESSION 10	CHATSWORTH	ROBSON	Property Damage Only	Animal - Wild or Domestic
20-Nov-17	18:00	EUPHRASIA-HOLLAND	CHATSWORTH	GREY ROAD 40	Property Damage Only	Animal - Wild or Domestic
17-Nov-17	17:30	20 SIDEROAD	CHATSWORTH	GREY COUNTY TRAIL	Property Damage Only	Animal - Wild or Domestic
19-Nov-17	13:18	10 HIGHWAY 10	CHATSWORTH	PUDDICOMBE	Property Damage Only	Lost control
22-Nov-17	19:15	EUPHRASIA-HOLLAND	CHATSWORTH	SIDEROAD 25	Property Damage Only	Animal - Wild or Domestic
24-Nov-17	18:26	GREY ROAD 40	CHATSWORTH	GORE	Property Damage Only	Animal - Wild or Domestic
26-Nov-17	18:10	CONCESSION 10	CHATSWORTH		40 Property Damage Only	Animal - Wild or Domestic

TRAINING:

Training is ongoing

MEDIA RELATIONS REPORT:

Month	No. of Releases	Educational Releases
October	51	<ul style="list-style-type: none"> • O.P.P. Report 239 Preventable Road Ahead of Operation Impact • Anti-Rackets – Identity Theft and Fraud – Fraud Prevention • Halloween Preparation and Safety News Release • WRHQ – Bad Driving Behaviour #1 Cause of Injury or Death • CRHQ – Are you Following the OPP on Twitter
November	50	<ul style="list-style-type: none"> • CSS - Building Safer Communities Crime Prevention Week • Know when to call 911 • Keep Holiday Shopping Safe • HSD – Festive Rides • Preventing Identify Thefts and Holiday related Crimes • CSS – Positive Ticketing is helping Youth Heat up this Winter

DETACHMENT INITIATIVES:

Ongoing traffic initiatives targeting problem areas such as speeding, seat belt use, distracting driving

AUXILIARY UNIT:

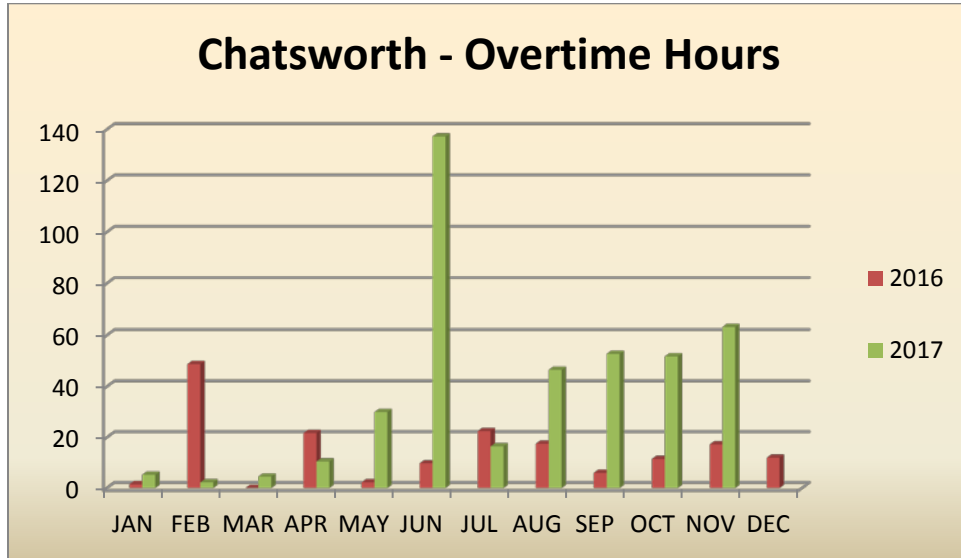
<u>Unit hours</u>	<u>October</u>
Administration	26
Community Policing	0
Court	0.00
Major Event	0.00
Patrol	41
Training	111.50
TOTALS	178.50

(Auxiliary Unit Hours for the month of November unavailable to time of report)

FINANCIAL: (overtime hours)

October: 51.75 hrs

November: 63.25hrs



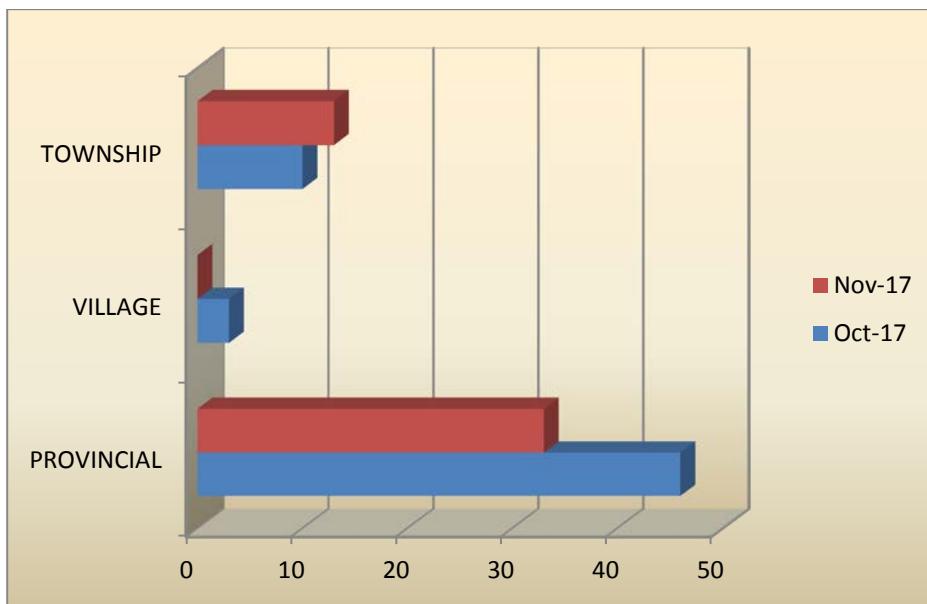
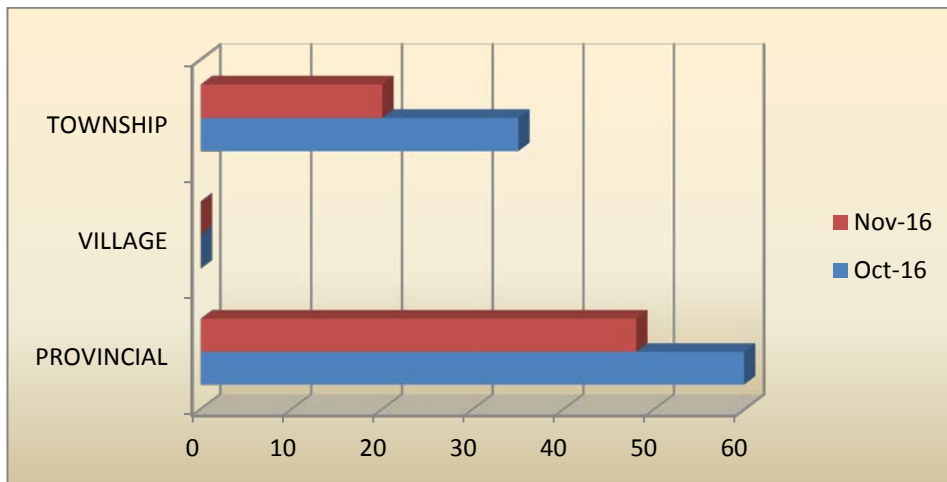
Overtime Hrs		2016 YTD	2017 YTD	Variance %
Hours		141.50	420	196.82

Jan	5.25	July	16.5
Feb	2.25	Aug	46.5
Mar	4.50	Sep	52.75
Apr	10.5	Oct	51.75
May	30	Nov	63.25
Jun	137.25	Dec	

POA ENFORCEMENT - TOWNSHIP OF CHATSWORTH

PREVIOUS YEAR			
	PROVINCIAL	VILLAGE	TOWNSHIP
Oct-16	60	0	35
Nov-16	48	0	20
TOTALS	108	0	55

CURRENT			
	PROVINCIAL	VILLAGE	TOWNSHIP
Oct-17	46	3	10
Nov-17	33	0	13
TOTALS	79	3	23



R.I.D.E. hours

2017 – YTD – 1141.25

October: 41.50

November: 41

Foot Patrol Hours

2017 – YTD – 1382

October: 40.50

November: 51

Arrests – Impaired by Drugs

2017 – YTD – 1

October – 0

November – 0