



CHATSWORTH POLICE SERVICES BOARD

AGENDA

Monday April 8, 2019

@ 9:00 a.m.

1. Call to Order
2. Approval of Agenda
3. Disclosure of Conflict of Interest/Pecuniary Interest
4. Adoption of Previous Minutes – March 1, 2019
5. Reports:
 - a) OPP – Chatsworth Police Services Board Reports:
Detachment Commander's Report February 2019 – March 2019
6. Items for Discussion:
 - a) OAPSB Membership
 - b) Joint Police Service Board Meeting
7. In Camera
8. Next Meeting: Monday June 17, 2019 @ 9:00 a.m.
9. Adjournment

Township of Chatsworth

Police Services Board Minutes
Friday March 1, 2019 @ 9:30 a.m.

Board Members:

Mitch Christianson - Community Member
Scott Mackey - Council Member

Regrets

Terry McKay - Provincial Appointed Member

OPP Detachment Members:

Detachment Commander Martin Murray

Staff:

Carolyn Marx - Board Secretary

1. Call to Order

Board Secretary Carolyn Marx welcomed everyone and called the meeting to order.

2. Annual Nominations – Chair, Vice Chair

As per Section 28 (Annual nomination of Board Chair) of the Act the Board Secretary opened nominations for the Chair. Mitch Christianson nominated Scott Mackey for Chair. No other nominations were made and Scott Mackey accepted the position of Police Services Board Chair. The Board Secretary handed over the meeting to Chair Mackey who called for nomination of Vice Chair. Scott Mackey nominated Mitch Christianson for the position of Vice-Chair. No other nominations were made and Mitch Christianson accepted the position of Police Services Board Vice Chair.

3. Adoption of Agenda

Motion Number 2019-01-01

Moved: Mitch Christianson

Seconded: Scott Mackey

THAT the Police Services Board Agenda dated March 1, 2019 be hereby approved as circulated. **Carried**

4. Declaration of Pecuniary Interest – none

5. Adoption of Minutes

Motion Number 2019-01-02

Moved: Scott Mackey

Seconded: Mitch Christianson

THAT the minutes of the December 20, 2018 Police Services Board meeting be approved as circulated. **Carried**

6. Reports

a) Chatsworth Police Services Board Reports:

Inspector Murray reviewed the Detachment Commander's Report for December 2018 and January 2019 and pointed out highlights.

Motion Number 2019-01-03

Moved: Scott Mackey

Seconded: Mitch Christianson

THAT the Detachment Commander's Report for December 2018 and January 2019 be hereby received for information. **Carried**

b) Community Safety and Well Being Plan

The Board reviewed the correspondence from the Minister of Community Safety and Correctional Services and directed the Board Secretary to register for the April 25, 2019 webinar from 10:00a.m. to 12:00p.m.

7. Other Business

Discussion regarding Policing Costs and costs per household were brought up: The Board Secretary was going to look into whether seasonal trailers parks within the Township have each trailer deemed to be a household with MPAC.

Discussions regarding half load season and enforcement were held and inquiries into whether the Township has a half load season by-law.

Motion Number 2019-01-04

Moved: Mitch Christianson

Seconded: Scott Mackey

That the Police Services Board recommend to Chatsworth Council that a half load by-law be adopted. **Carried**

The Ontario Association of Police Services Boards 2019 Spring Conference and AGM is being held in Windsor May 22-25th, 2019.

The Board discussed the 2019 meeting dates and times and confirmed the following:

Monday April 8, 2019 9:00 a.m.

Monday June 17, 2019 9:00 a.m.

Thursday August 22, 2019 7:00p.m. Evening Open House

Monday October 21, 2019 9:00 a.m.

Monday December 9, 2019 9:00 a.m.

8. **In Camera** - none

9. **Next Meeting**

Monday April 8, 2019 at 9:00 a.m.

10. **Adjournment**

The Chair adjourned the meeting at 11:00 a.m.


Signing Authority	<u>Scott Mackey</u>	<u>Carolyn Marx</u>
	Chairman	Secretary



**DETACHMENT COMMANDER'S REPORT FOR
THE TOWNSHIP OF CHATSWORTH
POLICE SERVICES BOARD**

April 8, 2019

February – March 2019



**INSPECTOR MARTIN MURRAY
DETACHMENT COMMANDER
GREY COUNTY OPP
317057 6&10 Highway, Box 307
CHATSWORTH, Ontario
N0H 1G0**



Calls For Service (CFS) Billing Summary Report

Township of Chatsworth February - 2019

Billing Categories <i>(Billing categories below do not match traditional crime groupings)</i>		2019				2018			
		February	Year to Date	Time Standard	Year To Date Weighted Hours	February	Year to Date	Time Standard	Year To Date Weighted Hours
Violent Criminal Code	Murder 2nd Degree	0	0		0.0	1	1	15.9	15.9
	Sexual Assault	0	1	15.9	15.9	0	2	15.9	31.8
	Assault With Weapon or Causing Bodily Harm-Level 2	0	0		0.0	1	1	15.9	15.9
	Assault-Level 1	1	2	15.9	31.8	2	4	15.9	63.6
	Criminal Harassment	1	1	15.9	15.9	1	1	15.9	15.9
	Utter Threats to Person	1	2	15.9	31.8	1	3	15.9	47.7
	Total	3	6	15.9	95.4	6	12	15.9	190.8
Property Crime Violations	Break & Enter	2	2	6.8	13.6	1	4	6.8	27.2
	Theft of Motor Vehicle	0	0		0.0	1	1	6.8	6.8
	Theft of - Automobile	1	1	6.8	6.8	0	1	6.8	6.8
	Theft of - Construction Vehicles	1	1	6.8	6.8	0	0		0.0
	Theft Under -master code	0	0		0.0	2	2	6.8	13.6
	Theft under - Other Theft	0	1	6.8	6.8	1	1	6.8	6.8
	Theft Under - Gasoline Drive-off	0	1	6.8	6.8	0	0		0.0
	Theft FROM Motor Vehicle Under \$5,000	0	1	6.8	6.8	4	5	6.8	34.0
	Theft Under \$5,000 [SHOPLIFTING]	0	2	6.8	13.6	0	0		0.0
	Possession of Stolen Goods under \$5,000	0	0		0.0	1	1	6.8	6.8
	Fraud -Money/property/security <= \$5,000	2	2	6.8	13.6	0	2	6.8	13.6
	Fraud - Other	1	1	6.8	6.8	1	2	6.8	13.6
	Personation with Intent (fraud)	0	1	6.8	6.8	0	1	6.8	6.8
	Mischief - master code	0	1	6.8	6.8	1	3	6.8	20.4
	Property Damage	0	0		0.0	1	1	6.8	6.8
	Total	7	14	6.8	95.2	13	24	6.8	163.2
	Other Criminal Code Violations (Excluding traffic)	Bail Violations - Fail To Comply	1	1	7.9	7.9	0	0	
Possession Of Counterfeit Money		0	0		0.0	0	1	7.9	7.9
Disturb the Peace		0	1	7.9	7.9	0	0		0.0
Fail to Attend Court		0	0		0.0	0	1	7.9	7.9
Breach of Probation		0	0		0.0	1	1	7.9	7.9
Other Criminal Code * Sec.215 - Sec.319		0	0		0.0	0	1	7.9	7.9
Animals - Cruelty		0	0		0.0	1	1	7.9	7.9
Total	1	2	7.9	15.8	2	5	7.9	39.5	



Calls For Service (CFS) Billing Summary Report

Township of Chatsworth February - 2019

Billing Categories <i>(Billing categories below do not match traditional crime groupings)</i>		2019				2018			
		February	Year to Date	Time Standard	Year To Date Weighted Hours	February	Year to Date	Time Standard	Year To Date Weighted Hours
Drug Possession	Drug related occurrence	0	1	6.4	6.4	0	1	6.4	6.4
	Total	0	1	6.4	6.4	0	1	6.4	6.4
Drugs	Trafficking - Methamphetamine (Crystal Meth)	1	1	37.0	37.0	0	0		0.0
	Total	1	1	37.0	37.0	0	0		0.0
Statutes & Acts	Landlord/Tenant	0	0		0.0	3	4	3.3	13.2
	Mental Health Act	0	0		0.0	1	1	3.3	3.3
	Mental Health Act û Threat of Suicide	0	1	3.3	3.3	1	1	3.3	3.3
	Mental Health Act - Placed on Form	0	0		0.0	2	2	3.3	6.6
	Trespass To Property Act	0	0		0.0	1	2	3.3	6.6
	Total	0	1	3.3	3.3	8	10	3.3	33.0
Operational	Animal Stray	0	1	3.6	3.6	1	1	3.6	3.6
	Animal - Dog Owners Liability Act	0	0		0.0	1	1	3.6	3.6
	Alarm -Others	0	0		0.0	1	1	3.6	3.6
	Domestic Disturbance	4	6	3.6	21.6	1	6	3.6	21.6
	Suspicious Person	0	1	3.6	3.6	0	1	3.6	3.6
	Phone -Other - No Charges Laid	0	0		0.0	0	1	3.6	3.6
	Fire - Building	0	2	3.6	7.2	0	3	3.6	10.8
	Fire - Vehicle	0	0		0.0	0	1	3.6	3.6
	Fire - Other	0	0		0.0	0	1	3.6	3.6
	Missing Person 12 & older	0	1	3.6	3.6	0	0		0.0
	Missing Person Located 12 & older	1	1	3.6	3.6	0	1	3.6	3.6
	Noise Complaint - Others	0	0		0.0	1	4	3.6	14.4
	Found Property -Master code	0	1	3.6	3.6	0	1	3.6	3.6
	Found - Vehicle Accessories	0	0		0.0	0	1	3.6	3.6
	Lost Property -Master code	0	0		0.0	0	1	3.6	3.6
	Lost License Plate	0	1	3.6	3.6	1	1	3.6	3.6
	Sudden Death - Natural Causes	1	1	3.6	3.6	1	3	3.6	10.8
	Sudden Death - Others	0	0		0.0	0	1	3.6	3.6
	Suspicious Vehicle	1	4	3.6	14.4	1	1	3.6	3.6
	Trouble with Youth	2	2	3.6	7.2	1	1	3.6	3.6



Calls For Service (CFS) Billing Summary Report

Township of Chatsworth February - 2019

Billing Categories <i>(Billing categories below do not match traditional crime groupings)</i>		2019				2018			
		February	Year to Date	Time Standard	Year To Date Weighted Hours	February	Year to Date	Time Standard	Year To Date Weighted Hours
Operational	Vehicle Recovered - Automobile	0	0		0.0	2	2	3.6	7.2
	Vehicle Recovered - Trucks	0	1	3.6	3.6	0	0		0.0
	Vehicle Recovered - All Terrain Veh	0	1	3.6	3.6	0	0		0.0
	Unwanted Persons	2	2	3.6	7.2	0	1	3.6	3.6
	Neighbour Dispute	0	2	3.6	7.2	1	4	3.6	14.4
	Dogs By-Law	0	0		0.0	1	1	3.6	3.6
	Other Municipal By-Laws	0	0		0.0	1	1	3.6	3.6
	Traffic By-Law	0	0		0.0	1	1	3.6	3.6
	Assist Public	4	8	3.6	28.8	1	2	3.6	7.2
	Family Dispute	6	12	3.6	43.2	0	1	3.6	3.6
	Total	21	47	3.6	169.2	16	44	3.6	158.4
Operational2	False Alarm-Accidental Trip	0	1	1.3	1.3	0	0		0.0
	False Alarm-Malfunction	0	1	1.3	1.3	0	0		0.0
	False Alarm -Others	4	4	1.3	5.2	2	4	1.3	5.2
	False Alarm -Cancelled	0	2	1.3	2.6	0	0		0.0
	Keep the Peace	1	2	1.3	2.6	1	5	1.3	6.5
	911 call / 911 hang up	3	6	1.3	7.8	2	8	1.3	10.4
	911 hang up - Pocket Dial	1	1	1.3	1.3	0	1	1.3	1.3
	911 call - Dropped Cell	2	3	1.3	3.9	0	2	1.3	2.6
	Total	11	20	1.3	26.0	5	20	1.3	26.0
Traffic	MVC - Personal Injury (MOTOR VEHICLE COLLISION)	0	2	3.4	6.8	0	1	3.4	3.4
	MVC - Prop. Dam. Non Reportable	2	5	3.4	17.0	1	3	3.4	10.2
	MVC - Prop. Dam. Reportable (MOTOR VEHICLE COLLISION)	1	10	3.4	34.0	8	11	3.4	37.4
	MVC - Prop. Dam. Failed to Remain (MOTOR VEHICLE COLLISION)	0	0		0.0	1	2	3.4	6.8
	Total	3	17	3.4	57.8	10	17	3.4	57.8
Total	47	109		506.1	60	133		675.1	

Note to Detachment Commanders:

- The content of each report is to be shared by the Detachment Commander only with the municipality for which it was generated. The municipality may treat this as a public document and distribute it as they wish.
- All data is sourced from the Niche RMS application. Included are 'reported' occurrences (actuals and unfounded occurrences) for 'billable'



Calls For Service (CFS) Billing Summary Report

Township of Chatsworth February - 2019

occurrences ONLY. Data is refreshed on a weekly basis.

- The Traffic category includes motor vehicle collision (MVC) occurrences entered into Niche (UCR code 8521). MVCs are NOT sourced from the eCRS application for this report.
- Only the primary violation is counted within an occurrence.
- Time standards displayed are for the 2017 billing period.

Note to Municipalities:

- Data contained within this report is dynamic in nature and numbers will change over time as the Ontario Provincial Police continues to investigate and solve crime.
- This report is NOT to be used for crime trend analysis as not all occurrences are included.
- Data groupings within this report do not match traditional crime groupings seen in other public reports such as the OPP Police Services Board reports or Statistics Canada reporting.



Calls For Service (CFS) Billing Summary Report

Township of Chatsworth March - 2019

Billing Categories <i>(Billing categories below do not match traditional crime groupings)</i>		2019				2018			
		March	Year to Date	Time Standard	Year To Date Weighted Hours	March	Year to Date	Time Standard	Year To Date Weighted Hours
Violent Criminal Code	Murder 2nd Degree	0	0		0.0	0	1	15.9	15.9
	Sexual Assault	0	1	15.9	15.9	0	2	15.9	31.8
	Assault With Weapon or Causing Bodily Harm- Level 2	0	0		0.0	1	2	15.9	31.8
	Assault-Level 1	1	3	15.9	47.7	4	8	15.9	127.2
	Criminal Harassment	0	1	15.9	15.9	0	1	15.9	15.9
	Utter Threats to Person	0	2	15.9	31.8	0	3	15.9	47.7
	Total	1	7	15.9	111.3	5	17	15.9	270.3
Property Crime Violations	Break & Enter	5	7	6.8	47.6	0	4	6.8	27.2
	Theft of Motor Vehicle	0	0		0.0	0	1	6.8	6.8
	Theft of - Automobile	1	2	6.8	13.6	0	1	6.8	6.8
	Theft of - Trucks	1	1	6.8	6.8	0	0		0.0
	Theft of - Snow Vehicles	1	1	6.8	6.8	0	0		0.0
	Theft of - Construction Vehicles	0	1	6.8	6.8	0	0		0.0
	Theft Under -master code	0	0		0.0	1	3	6.8	20.4
	Theft under - Other Theft	1	2	6.8	13.6	0	1	6.8	6.8
	Theft Under - Gasoline Drive-off	0	1	6.8	6.8	0	0		0.0
	Theft FROM Motor Vehicle Under \$5,000	0	1	6.8	6.8	0	5	6.8	34.0
	Theft Under \$5,000 [SHOPLIFTING]	0	2	6.8	13.6	0	0		0.0
	Possession of Stolen Goods under \$5,000	0	0		0.0	0	1	6.8	6.8
	Fraud -Master code	1	1	6.8	6.8	0	0		0.0
	Fraud - Steal/Forge/Poss./Use Credit Card	1	1	6.8	6.8	0	0		0.0
	Fraud - False Pretence < = \$5,000	0	0		0.0	1	1	6.8	6.8
	Fraud - Forgery & Uttering	0	0		0.0	1	1	6.8	6.8
	Fraud -Money/property/ security <= \$5,000	0	2	6.8	13.6	3	5	6.8	34.0
	Fraud - Other	0	1	6.8	6.8	1	3	6.8	20.4
	Personation with Intent (fraud)	0	1	6.8	6.8	0	1	6.8	6.8
	Mischief - master code	3	4	6.8	27.2	0	3	6.8	20.4
	Property Damage	0	0		0.0	0	1	6.8	6.8
Total	14	28	6.8	190.4	7	31	6.8	210.8	
Other Criminal Code Violations (Excluding traffic)	Bail Violations - Fail To Comply	0	1	7.9	7.9	0	0		0.0
	Bail Violations - Others	0	0		0.0	2	2	7.9	15.8



Calls For Service (CFS) Billing Summary Report

Township of Chatsworth March - 2019

Billing Categories <i>(Billing categories below do not match traditional crime groupings)</i>		2019				2018			
		March	Year to Date	Time Standard	Year To Date Weighted Hours	March	Year to Date	Time Standard	Year To Date Weighted Hours
Other Criminal Code Violations (Excluding traffic)	Possession Of Counterfeit Money	0	0		0.0	0	1	7.9	7.9
	Disturb the Peace	0	1	7.9	7.9	0	0		0.0
	Fail to Attend Court	0	0		0.0	0	1	7.9	7.9
	Breach of Probation	1	1	7.9	7.9	0	1	7.9	7.9
	Other Criminal Code * Sec.215 - Sec.319	0	0		0.0	0	1	7.9	7.9
	Animals - Kill or injure	1	1	7.9	7.9	0	0		0.0
	Animals - Cruelty	0	0		0.0	0	1	7.9	7.9
	Total	2	4	7.9	31.6	2	7	7.9	55.3
Drug Possession	Drug related occurrence	0	1	6.4	6.4	0	1	6.4	6.4
	Total	0	1	6.4	6.4	0	1	6.4	6.4
Drugs	Trafficking - Methamphetamine (Crystal Meth)	0	1	37.0	37.0	0	0		0.0
	Total	0	1	37.0	37.0	0	0		0.0
Statutes & Acts	Landlord/Tenant	0	0		0.0	1	5	3.3	16.5
	Mental Health Act	5	5	3.3	16.5	3	4	3.3	13.2
	Mental Health Act û Threat of Suicide	1	2	3.3	6.6	1	2	3.3	6.6
	Mental Health Act - Voluntary Transport	1	1	3.3	3.3	1	1	3.3	3.3
	Mental Health Act - Placed on Form	0	0		0.0	1	3	3.3	9.9
	Trespass To Property Act	0	0		0.0	0	2	3.3	6.6
	Total	7	8	3.3	26.4	7	17	3.3	56.1
Operational	Animal Stray	0	1	3.6	3.6	0	1	3.6	3.6
	Animal Injured	0	0		0.0	1	1	3.6	3.6
	Animal - Other	0	0		0.0	1	1	3.6	3.6
	Animal - Dog Owners Liability Act	1	1	3.6	3.6	0	1	3.6	3.6
	Alarm -Others	0	0		0.0	0	1	3.6	3.6
	Domestic Disturbance	2	8	3.6	28.8	3	9	3.6	32.4
	Suspicious Person	0	1	3.6	3.6	1	2	3.6	7.2
	Phone -Other - No Charges Laid	0	0		0.0	0	1	3.6	3.6
	Fire - Building	2	4	3.6	14.4	0	3	3.6	10.8
	Fire - Vehicle	0	0		0.0	0	1	3.6	3.6
	Fire - Other	0	0		0.0	3	4	3.6	14.4
	Missing Person 12 & older	1	2	3.6	7.2	1	1	3.6	3.6
	Missing Person Located 12 & older	0	1	3.6	3.6	0	1	3.6	3.6
	Noise Complaint - Residence	3	3	3.6	10.8	1	1	3.6	3.6



Calls For Service (CFS) Billing Summary Report

Township of Chatsworth March - 2019

Billing Categories <i>(Billing categories below do not match traditional crime groupings)</i>		2019				2018			
		March	Year to Date	Time Standard	Year To Date Weighted Hours	March	Year to Date	Time Standard	Year To Date Weighted Hours
Operational	Noise Complaint - Others	0	0		0.0	0	4	3.6	14.4
	Found Property -Master code	0	1	3.6	3.6	0	1	3.6	3.6
	Found - Vehicle Accessories	0	0		0.0	0	1	3.6	3.6
	Found-Household Property	0	0		0.0	1	1	3.6	3.6
	Lost Property -Master code	0	0		0.0	0	1	3.6	3.6
	Lost License Plate	0	1	3.6	3.6	0	1	3.6	3.6
	Sudden Death - Natural Causes	0	1	3.6	3.6	1	4	3.6	14.4
	Sudden Death - Others	0	0		0.0	0	1	3.6	3.6
	Suspicious Vehicle	1	5	3.6	18.0	3	4	3.6	14.4
	Trouble with Youth	1	3	3.6	10.8	1	2	3.6	7.2
	Vehicle Recovered - Automobile	0	0		0.0	0	2	3.6	7.2
	Vehicle Recovered - Trucks	0	1	3.6	3.6	0	0		0.0
	Vehicle Recovered - All Terrain Veh	0	1	3.6	3.6	0	0		0.0
	Unwanted Persons	0	2	3.6	7.2	1	2	3.6	7.2
	Neighbour Dispute	0	2	3.6	7.2	0	4	3.6	14.4
	Dogs By-Law	0	0		0.0	0	1	3.6	3.6
	Other Municipal By-Laws	1	1	3.6	3.6	1	2	3.6	7.2
	Traffic By-Law	0	0		0.0	0	1	3.6	3.6
	Assist Public	4	12	3.6	43.2	16	18	3.6	64.8
	Family Dispute	0	12	3.6	43.2	5	6	3.6	21.6
Total	16	63	3.6	226.8	40	84	3.6	302.4	
Operational2	False Alarm-Accidental Trip	0	1	1.3	1.3	0	0		0.0
	False Alarm-Malfunction	0	1	1.3	1.3	0	0		0.0
	False Alarm -Others	0	4	1.3	5.2	0	4	1.3	5.2
	False Alarm -Cancelled	0	2	1.3	2.6	0	0		0.0
	Keep the Peace	2	4	1.3	5.2	1	6	1.3	7.8
	911 call / 911 hang up	2	8	1.3	10.4	5	13	1.3	16.9
	911 hang up - Pocket Dial	0	1	1.3	1.3	0	1	1.3	1.3
	911 call - Dropped Cell	1	4	1.3	5.2	1	3	1.3	3.9
	Total	5	25	1.3	32.5	7	27	1.3	35.1
Traffic	MVC - Personal Injury (MOTOR VEHICLE COLLISION)	0	2	3.4	6.8	0	1	3.4	3.4
	MVC - Prop. Dam. Non Reportable	0	5	3.4	17.0	2	5	3.4	17.0



Calls For Service (CFS) Billing Summary Report

Township of Chatsworth March - 2019

Billing Categories <i>(Billing categories below do not match traditional crime groupings)</i>		2019				2018			
		March	Year to Date	Time Standard	Year To Date Weighted Hours	March	Year to Date	Time Standard	Year To Date Weighted Hours
Traffic	MVC - Prop. Dam. Reportable (MOTOR VEHICLE COLLISION)	5	15	3.4	51.0	4	15	3.4	51.0
	MVC - Prop. Dam. Failed to Remain (MOTOR VEHICLE COLLISION)	0	0		0.0	0	2	3.4	6.8
	Total	5	22	3.4	74.8	6	23	3.4	78.2
Total		50	159		737.2	74	207		1,014.6

Note to Detachment Commanders:

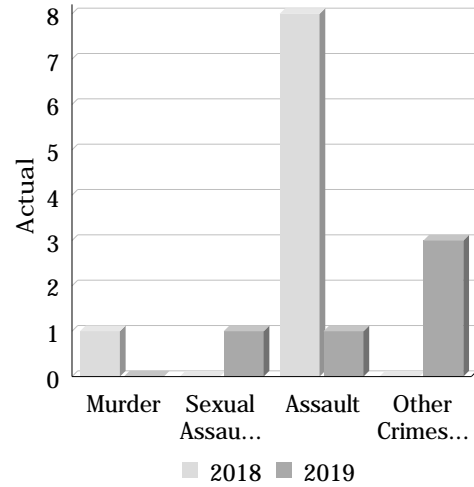
- The content of each report is to be shared by the Detachment Commander only with the municipality for which it was generated. The municipality may treat this as a public document and distribute it as they wish.
- All data is sourced from the Niche RMS application. Included are 'reported' occurrences (actuals and unfounded occurrences) for 'billable' occurrences ONLY. Data is refreshed on a weekly basis.
- The Traffic category includes motor vehicle collision (MVC) occurrences entered into Niche (UCR code 8521). MVCs are NOT sourced from the eCRS application for this report.
- Only the primary violation is counted within an occurrence.
- Time standards displayed are for the 2017 billing period.

Note to Municipalities:

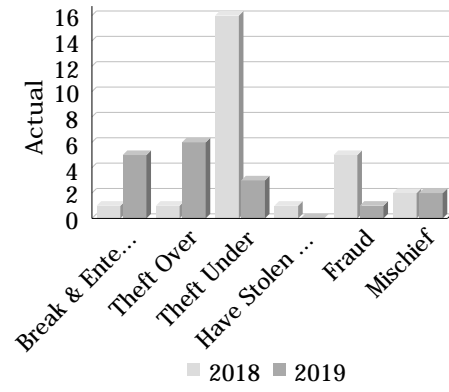
- Data contained within this report is dynamic in nature and numbers will change over time as the Ontario Provincial Police continues to investigate and solve crime.
- This report is NOT to be used for crime trend analysis as not all occurrences are included.
- Data groupings within this report do not match traditional crime groupings seen in other public reports such as the OPP Police Services Board reports or Statistics Canada reporting.

Police Services Board Report for Police Services Board Report for Township of Chatsworth
Records Management System
February to March - 2019

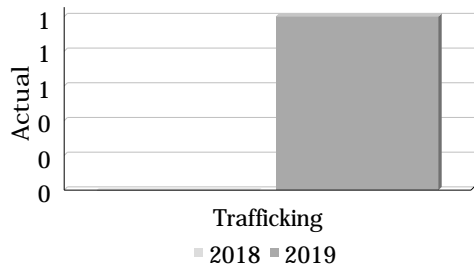
Violent Crime						
Actual	February to March			Year to Date - March		
	2018	2019	% Change	2018	2019	% Change
Murder	1	0	-100.0%	1	0	-100.0%
Other Offences Causing Death	0	0	--	0	0	--
Attempted Murder	0	0	--	0	0	--
Sexual Assault	0	1	--	1	2	100.0%
Assault	8	1	-87.5%	10	2	-80.0%
Abduction	0	0	--	0	0	--
Robbery	0	0	--	0	0	--
Other Crimes Against a Person	0	3	--	3	5	66.7%
Total	9	5	-44.4%	15	9	-40.0%



Property Crime						
Actual	February to March			Year to Date - March		
	2018	2019	% Change	2018	2019	% Change
Arson	0	0	--	0	0	--
Break & Enter	1	5	400.0%	5	7	40.0%
Theft Over	1	6	500.0%	2	6	200.0%
Theft Under	16	3	-81.2%	21	14	-33.3%
Have Stolen Goods	1	0	-100.0%	1	0	-100.0%
Fraud	5	1	-80.0%	8	4	-50.0%
Mischief	2	2	0.0%	4	5	25.0%
Total	26	17	-34.6%	41	36	-12.2%



Drug Crime						
Actual	February to March			Year to Date - March		
	2018	2019	% Change	2018	2019	% Change
Possession	0	0	--	0	0	--
Trafficking	0	1	--	0	1	--
Importation and Production	0	0	--	0	0	--
Total	0	1	--	0	1	--



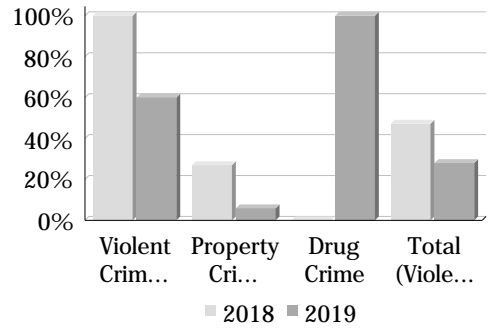
Clearance Rate

Detachment: 6L - GREY COUNTY
 Location code(s): 6L00 - GREY COUNTY
 Area code(s): 6080 - Chatsworth Village, 6082 - Derby, 6090 - Holland, 6103 - Sullivan
 Data source date: 2019/03/23
 Report Generated by: Hutchinson, Michelle

Report Generated on:
 28-Mar-19 2:21:33 PM
 PP-CSC-Operational Planning-4300

Police Services Board Report for Police Services Board Report for Township of Chatsworth
 Records Management System
 February to March - 2019

Clearance Rate	February to March			Year to Date - March		
	2018	2019	Difference	2018	2019	Difference
Violent Crime	100.0%	60.0%	-40.0%	100.0%	55.6%	-44.4%
Property Crime	26.9%	5.9%	-21.0%	34.2%	19.4%	-14.7%
Drug Crime	--	100.0%	--	--	100.0%	--
Total (Violent, Property & Drug)	47.2%	28.0%	-19.2%	53.4%	34.0%	-19.4%



Data contained within this report is dynamic in nature and numbers will change over time as the Ontario Provincial Police continue to investigate and solve crime.

Data Utilized

- Major Crimes
- Niche RMS All Offence Level Business Intelligence Cube

Detachment: 6L - GREY COUNTY

Location code(s): 6L00 - GREY COUNTY

Area code(s): 6080 - Chatsworth Village, 6082 - Derby, 6090 - Holland, 6103 - Sullivan

Data source date:

2019/03/23

Report Generated by:

Hutchinson, Michelle

Report Generated on:

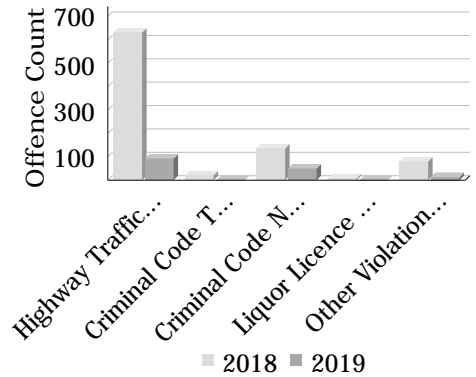
28-Mar-19 2:21:33 PM

PP-CSC-Operational Planning-4300

Police Services Board Report for Police Services Board for County of Grey
Integrated Court Offence Network
February to March - 2019

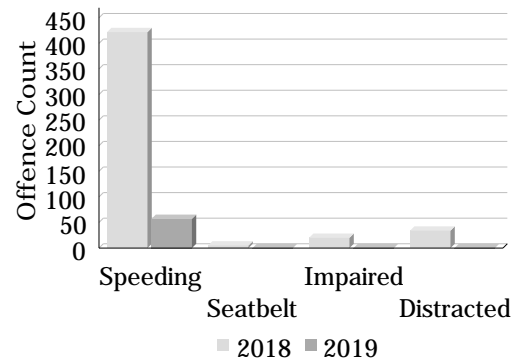
Criminal Code and Provincial Statute Charges Laid

Offence Count	February to March			Year to Date - March		
	2018	2019	% Change	2018	2019	% Change
Highway Traffic Act	632	93	-85.3%	889	180	-79.8%
Criminal Code Traffic	21	0	-100.0%	28	0	-100.0%
Criminal Code Non-Traffic	136	50	-63.2%	197	103	-47.7%
Liquor Licence Act	8	0	-100.0%	12	4	-66.7%
Other Violations	80	14	-82.5%	114	26	-77.2%
All Violations	877	157	-82.1%	1,240	313	-74.8%



Traffic Related Charges

Offence Count	February to March			Year to Date - March		
	2018	2019	% Change	2018	2019	% Change
Speeding	422	57	-86.5%	590	100	-83.1%
Seatbelt	5	0	-100.0%	8	0	-100.0%
Impaired	20	0	-100.0%	26	0	-100.0%
Distracted	34	0	-100.0%	40	0	-100.0%



Integrated Court Offence Network data is updated on a monthly basis: Data could be as much as a month and a half behind.

Data Utilized

- Ministry of Attorney General, Integrated Court Offence Network
- Integrated Court Offence Network Charge Business Intelligence Cube

TRAFFIC FILE CONTROL REGISTER
01 FEB 2019 to 28 MAR 2018
Township of Chatsworth

Incident						
Date	Location	Jurisdiction	Incident Type	Primary Cause	Report Type	
04-Feb-19	GREY ROAD 16	CHATSWORTH	Property Damage Only	Lost control	Motor Vehicle	
04-Feb-19	10 HIGHWAY 10	CHATSWORTH	Property Damage Only	Animal - Wild or Domestic	Motor Vehicle	
08-Feb-19	10 HIGHWAY 10	CHATSWORTH	Property Damage Only	Speed -- too fast for conditions	Motor Vehicle	
08-Feb-19	10 HIGHWAY 10	CHATSWORTH	Non-Fatal Injury	Other	Motor Vehicle	
08-Feb-19	GREY ROAD 3	CHATSWORTH	Property Damage Only	Unknown	Motor Vehicle	
08-Feb-19	6 HIGHWAY 6-10	CHATSWORTH	Property Damage Only	Speed -- too fast for conditions	Motor Vehicle	
06-Feb-19	EUPHRASIA-HOLLAND	CHATSWORTH	Property Damage Only	Animal - Wild or Domestic	Motor Vehicle	
14-Feb-19	VETERANS	CHATSWORTH	Property Damage Only	Unknown	Motor Vehicle	
14-Feb-19	10 HIGHWAY 10	CHATSWORTH	Property Damage Only	Inattentive driver	Motor Vehicle	
08-Feb-19	10 HIGHWAY 6-10	CHATSWORTH	Property Damage Only	Other	Motor Vehicle	
15-Feb-19	CONCESSION 3B	CHATSWORTH	Property Damage Only	Animal - Wild or Domestic	Motor Vehicle	
26-Feb-19	GARAFRAXA	CHATSWORTH	Property Damage Only	Driver fatigue	Motor Vehicle	
01-Mar-19	MASSIE	CHATSWORTH	Property Damage Only	Animal - Wild or Domestic	Motor Vehicle	
05-Mar-19	GREY ROAD 40	CHATSWORTH	Property Damage Only	Animal - Wild or Domestic	Motor Vehicle	
02-Mar-19	CONCESSION 2	CHATSWORTH	Property Damage Only	Failed to yield right of way	Motorized Snow Vehicle	
06-Mar-19	6 TORONTO SYDENHAM	CHATSWORTH	Property Damage Only	Following too closely	Motor Vehicle	
11-Mar-19	GREY ROAD 3	CHATSWORTH	Property Damage Only	Speed -- too fast for conditions	Motor Vehicle	
08-Mar-19	EUPHRASIA-HOLLAND	CHATSWORTH	Property Damage Only	Animal - Wild or Domestic	Motor Vehicle	
13-Mar-19	GREY ROAD 40	CHATSWORTH	Property Damage Only	Animal - Wild or Domestic	Motor Vehicle	
13-Mar-19	6 HIGHWAY 6	CHATSWORTH	Property Damage Only	Lost control	Motor Vehicle	
19-Mar-19	GREY ROAD 25	CHATSWORTH	Property Damage Only	Driver fatigue	Motor Vehicle	
06-Mar-19	10 HIGHWAY 10	CHATSWORTH	Property Damage Only	Other	Motor Vehicle	
22-Mar-19	SIDEROAD 7	CHATSWORTH	Property Damage Only	Animal - Wild or Domestic	Motor Vehicle	
24-Mar-19	6 HIGHWAY 6	CHATSWORTH	Property Damage Only	Animal - Wild or Domestic	Motor Vehicle	

TRAINING:

Training is ongoing

MEDIA RELATIONS REPORT:

Month	No. of Releases	Educational Releases
February	28	<ul style="list-style-type: none">• Road Closures – Signs should not be ignored• Concerned Citizen alerts police to Impaired Driver• Break and Enter's – lock up houses and cars• Elderly individual scammed out of \$10,500 in Grandparent scam
March	50	<ul style="list-style-type: none">• March is Fraud Prevention Month• Use Caution near Streams and Rivers• Half Load Limit Restrictions – new Scales• On-line dating scams• Motorcycles will begin riding the roads, think twice save a life.

COMMUNITY SERVICE REPORT:

- S.R.Y.O. presented the O.P.P. K.I.D.S. program to grade 6 students at Holland-Chatsworth school – Week 7 (final review);
- Foot patrol in Chatsworth;
- School Patrol at Holland-Chatsworth School;
- School Patrol at Sullivan Community School

DETACHMENT INITIATIVES:

Ongoing traffic initiatives targeting problem areas such as speeding, seat belt use, distracting driving; half load limits with new scales to check for violators

AUXILIARY UNIT:

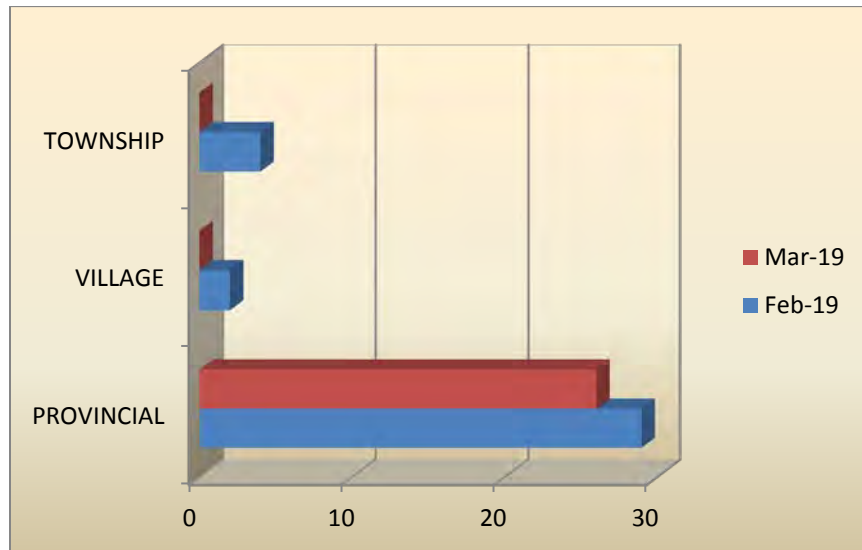
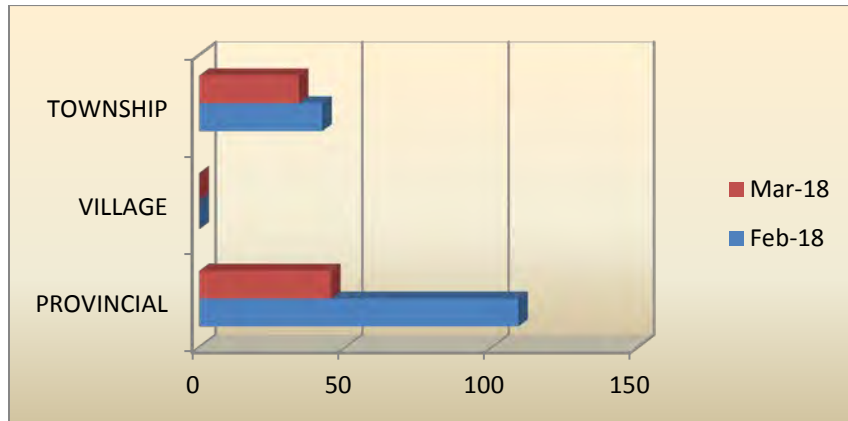
<i>Unit hours</i>	<u>February</u>	<u>March</u>
Administration	11.00	0.00
Community Policing	0.00	0.00
Court	0.00	0.00
Major Event	0.00	0.00
Patrol	27.00	0.00
Training	50.00	0.00
TOTALS	88.00	0.00

***March figures not available at time report was prepared*

POA ENFORCEMENT – TOWNSHIP OF CHATSWORTH

PREVIOUS YEARS			
	PROVINCIAL	VILLAGE	TOWNSHIP
Feb 18	109	0	42
Mar 18	45	0	34
TOTALS	154	0	76

CURRENT YEARS			
	PROVINCIAL	VILLAGE	TOWNSHIP
Feb 18	29	0	4
Mar 19	26	0	0
TOTALS	55	0	4



ACTION PLAN:

R.I.D.E. hours

2019 – YTD – 68.50

Feb: 24.50

Mar: 33.75

Foot Patrol Hours

2019 – YTD – 71.25

Feb: 31.75

Mar: 23.75

Arrests – Impaired by Drugs

2019 – YTD: 0

Feb: 0

Mar: 0

Carolyn Marx

Good afternoon

Mitch had asked about membership with OAPSB and if so login information from their site. I have looked into and we are a member of the Zone 5 OAPSB but not with OAPSB.

I don't see where we have been and the below link is the cost for us to join if we wish too. Meaghan told me we would fall in the 1-10 category which is \$752.62 for 2019.

She further advised that if we become a member we have a shared login in between all our Service Board Members. The membership allows access to policies, events and some on line training.

I will put on the Agenda for the next PSB meeting to see if we are interested in becoming an OAPSB member and if so making a recommendation to Council.

Thanks

Carolyn

Carolyn Vlieland-Marx, Dipl.M.A.

Deputy Clerk – Water Coordinator



316837 Highway 6, RR 1, Chatsworth ON N0H 1G0

Phone 519-794-3232 Ext 134 | Fax 519-794-4499 | www.chatsworth.ca

CONFIDENTIALITY NOTE: The information in this email is confidential and may be privileged. If you are not the intended recipient, please notify the sender you received it in error and delete it from your computer. Please consider the environment before printing this message.

From: Membership OAPSB [<mailto:membership@oapsb.ca>]

Sent: March 14, 2019 12:10 PM

To: cmarx@chatsworth.ca

Subject: Membership Login Details

Hi Carolyn,

Here is the registration site for 2019 Membership:

<https://events.eply.com/OAPSB2019membership>

If you have any questions, please don't hesitate to let me know.

Kindest Regards,

Meaghan Holder

Membership Coordinator

Ontario Association of Police Services Board

[180 Simcoe St, London, ON N6B 1H9](http://180SimcoeSt.com)

T: [1-800-831-7727](tel:1-800-831-7727) | C: [226-456-38798](tel:226-456-38798)

membership@oapsb.ca